



# PINARELLO

*FRAMES AND BICYCLES*  
*1989*





# MONTELO



## MONTELO

**Tubing:** Columbus SLX

**Lugs:** Special Pinarello designed investment cast bridgeless bottom bracket shell, aero sloping fork crown, and lug set.

**Dropouts:** Exclusive Pinarello designed plug-in investment castings.

**Braze-ons:** Internal top-tube cable guides, front derailleur mount, shift lever bosses, 2 water bottle bosses, chain hanger, and pump peg.

**Sizes:** 50 cm. to 65 cm. in 1 cm. increments, measured center to top of seat lug.

**Chrome:** Fork and rear triangle.

**Color:** Nuovo Red, Blue Record, Spumoni, Silver/Fucsia, and Chromonero


Available as a complete bicycle with Nisi rims, 3T handlebar and stem, Vittoria tires, and any Campagnolo or Shimano gruppo.



Inside the walled city of Treviso, Italy, lies the workshop of Giovanni Pinarelli. It has occupied the same location for over 40 years. While increase demand for Pinarelli bicycles has forced Pinarelli to move the manufacturing phase of his business to larger quarters outside the city, he still oversees all production to insure that his exacting standards are upheld. This attention to detail has made Pinarelli the framebuilder of champions.

Through the years, Pinarelli bicycles have been ridden to victories by riders like Battaglin, Van Impe, Grewal, Delgado, Bertoglio, and Fondriest. These victories include the great classics such as the Tour de France, Giro D'Italia, the Olympic Games, and the World Championships. Pinarelli's passion for bicycle racing has resulted in many design innovations.

Details like the special bridgeless bottom bracket shell, and plug-in cast fork and stay ends exemplify Pinarelli's contributions to the advancement of bicycle design. After nearly a half century of framebuilding, Pinarelli remains a leader in an industry of followers.



Pedro Delgado





# TREVISO





# TREVISO



## TREVISO

- Tubing:** Columbus SL  
**Lugs:** Investment cast throughout, including bottom bracket shell and fork crown.  
**Dropouts:** Pinarello  
**Braze-ons:** Front derailleur, shift lever bosses, 2 water bottle bosses, chain hanger, pump peg.  
**Sizes:** 50 cm. to 65 cm. in 1 cm. increments, measured center to top of seat lug.  
**Chrome:** Drop-out faces and right chainstay.  
**Colors:** Nuovo Red, Cobalto Smoke, Blue Athena

Available as a complete bicycle with Nisi rims, 3T handlebar and stem, Vittoria tires and any Campagnolo or Shimano gruppo.



# CADORE

# VENETO



## ◀ VENETO

- Tubing:** Columbus Aelle Tretubi  
**Lugs:** Normal with investment cast fork crown.  
**Dropouts:** Pinarello  
**Braze-ons:** Shift lever bosses, 2 Water bottle bosses, chain hanger, pump peg.  
**Sizes:** 50 cm. to 64 cm. in 2 cm. increments, measured center to top of seat lug.  
**Colors:** Blue Record, Shocking Pink  
 Available as a complete bicycle with Nisi rims, 31 handlebar and stem, Vittoria tires, and any Campagnolo or Shimano gruppo.

## CADORE

- Tubing:** Columbus Cromor  
**Lugs:** Investment cast throughout, including bottom bracket shell, and fork crown.  
**Dropouts:** Pinarello  
**Braze-ons:** Front derailleur, shift lever bosses, 2 water bottle bosses, chain hanger, and pump peg.  
**Sizes:** 50 cm. to 64 cm. in 2 cm. increments, measured center to top of seat lug.  
**Chrome:** Dropout faces and right chainstay.  
**Colors:** Black/Fucsia, Nuovo Red/White, Cobalto  
 Available as a complete bicycle with Nisi rims, 31 handlebar and stem, Vittoria tires, and any Campagnolo or Shimano gruppo.



## PROLOGO

**Tubing:** Curved Columbus Cromor  
**Lugs:** Investment cast bottom bracket shell and fork crown, with normal lugs.

**Dropouts:** Shimano UF vertical


**Braze-ons:** Internal top tube and derailleur cables, front derailleur mount, aero shifter bosses, and 1 water bottle boss.

**Sizes:** 50 cm. to 64 cm. in 2 cm. increments measured center to top of seat lug.

**Chrome:** Dropout faces and right chainstay.


**Color:** White Smoke

Available as a complete bicycle with Nisi rims, 3T handlebar and stem, Vittoria tires, and any Campagnolo or Shimano gruppo.





# AMATORE



## PISTA AMATORE

**Tubing:** Oria  
**Lugs:** Normal with investment cast fork crown.  
**Dropouts:** Gipiemme 60225  
**Sizes:** 50 cm. to 64 cm. in 2 cm. increments, measured center to top of seat lug.  
**Colors:** Record Blue  
 Available as a complete track bicycle with Nisi rims, 3T handlebar and stem, Vittoria tires, and Omega or Suntour pista gruppo

# BASSANO



## PISTA BASSANO

**Tubing:** Columbus SL  
**Lugs:** Investment cast throughout, including bottom bracket shell, and fork crown.  
**Dropouts:** Gipiemme 600225  
**Sizes:** 50 cm. to 65 cm. in 1 cm. increments, measured center to top of seat lug.  
**Colors:** Fucsia, White  
 Available as a complete track bicycle with Nisi rims, 3T handlebar and stem, Vittoria tires, and any Campagnolo or Suntour pista gruppo.



# CROSS

# 3D

## CROSS

**Tubing:** Oria  
**Lugs:** Normal with investment cast fork crown  
**Dropouts:** Pinarello  
**Braze-ons:** Cantilever brake bosses, water bottle bosses, chain hanger.  
**Sizes:** 50 cm. to 64 cm. in 2 cm. increments, measured center to top of seat lug.  
**Colors:** Ferrari Red, Flourescent Yellow



## TRIANGLE 3D

**Tubing:** Oria ML25 Chrome-Moly specially drawn and shaped.  
**Lugs:** Special Pinarello designed investment cast bridgeless bottom bracket shell, aero sloping fork crown, and lug set.  
**Dropouts:** Exclusive Pinarello designed plug-in investment cast dropouts.  
**Braze-ons:** Internal top tube cable guides, front derailleur mount, shift lever bosses, 2 water bottle bosses, chain hanger, pump peg.  
**Sizes:** 50 cm to 65 cm in 1 cm increments, measured center to top.  
**Chrome:** Dropouts and chainstays.  
**Color:** Blue Mist  
Available as a complete bicycle with Nisi rims, 3T handlebar and stem, Vittoria tires, and any Campagnolo or Shimano gruppo.



# ANTELAO



## ANTELAO EUCLID

**Tubing:** Columbus Off-Road  
**Lugs:** Investment cast throughout, including bottom bracket shell, and fork crown.  
**Dropouts:** Shimano vertical  
**Braze-ons:** Split cable guides, 2 water bottle bosses, chain hanger, U-brake bosses.  
**Sizes:** 44, 47, 50, 53 cm. measured center to top of seat lug.  
**Chrome:** Dropout faces and right chainstay.  
**Color:** Pearl Blue Mist  
Available as a complete bicycle with Nisi rims, and Campagnolo Euclid off-road group.



ANTELAO ATB





## ANTELAO ATB

**Tubing:** Columbus Off-Road  
**Lugs:** Investment cast throughout, including bottom bracket shell, and fork crown.  
**Dropouts:** Shimano vertical  
**Braze-ons:** Split cable guides, 2 water bottle bosses, chain hanger, cantilever brake bosses.

**Sizes:** 44, 47, 50, 53 cm. measured center to top of seat lug.  
**Chrome:** Dropout faces and right chainstay.  
**Colors:** Fluorescent Pink/Yellow/Red Splatter  
Available as a complete bicycle with Nisi rims, and Shimano Deore XT II off road group.



# PINARELLO



PROGRAF - VR - Printed in Italy

# PINARELLO

THE ONE TO RIDE

AUTHORIZED DEALER

NORTH AMERICAN AGENT

**GITA** <sup>38</sup>

SPORTING GOODS, LTD.

P.O. Box 7266

Charlotte, N.C. 28241-7266 U.S.A.

First Class  
U.S. Postage  
PAID  
Charlotte, N.C.  
Permit #3283