



S.p.A. BREVETTI INTERNAZIONALI

36100 VICENZA - ITALY

CORSO PADOVA, 168

CAMPAGNOLO

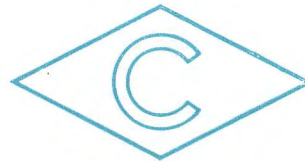
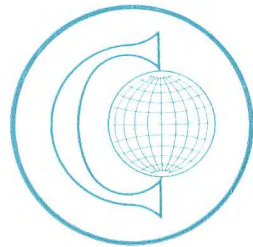


TELEFONI: 28985 (4 linee con ricerca automatica)

TELEGRAMMI: CAMPAGNOLO - VICENZA

TELEX : 48074 CAMPA

All **CAMPAGNOLO** products
are distinguished by trade marks



PERFECT EFFICIENCY - LONG LIFE - ABSOLUTE GUARANTEE



IMPORTANT !

Orders will not be accepted if the requested articles are not supplied complete with their pertaining CATALOGUE NUMBERS

The present catalogue cancels all previous ones.

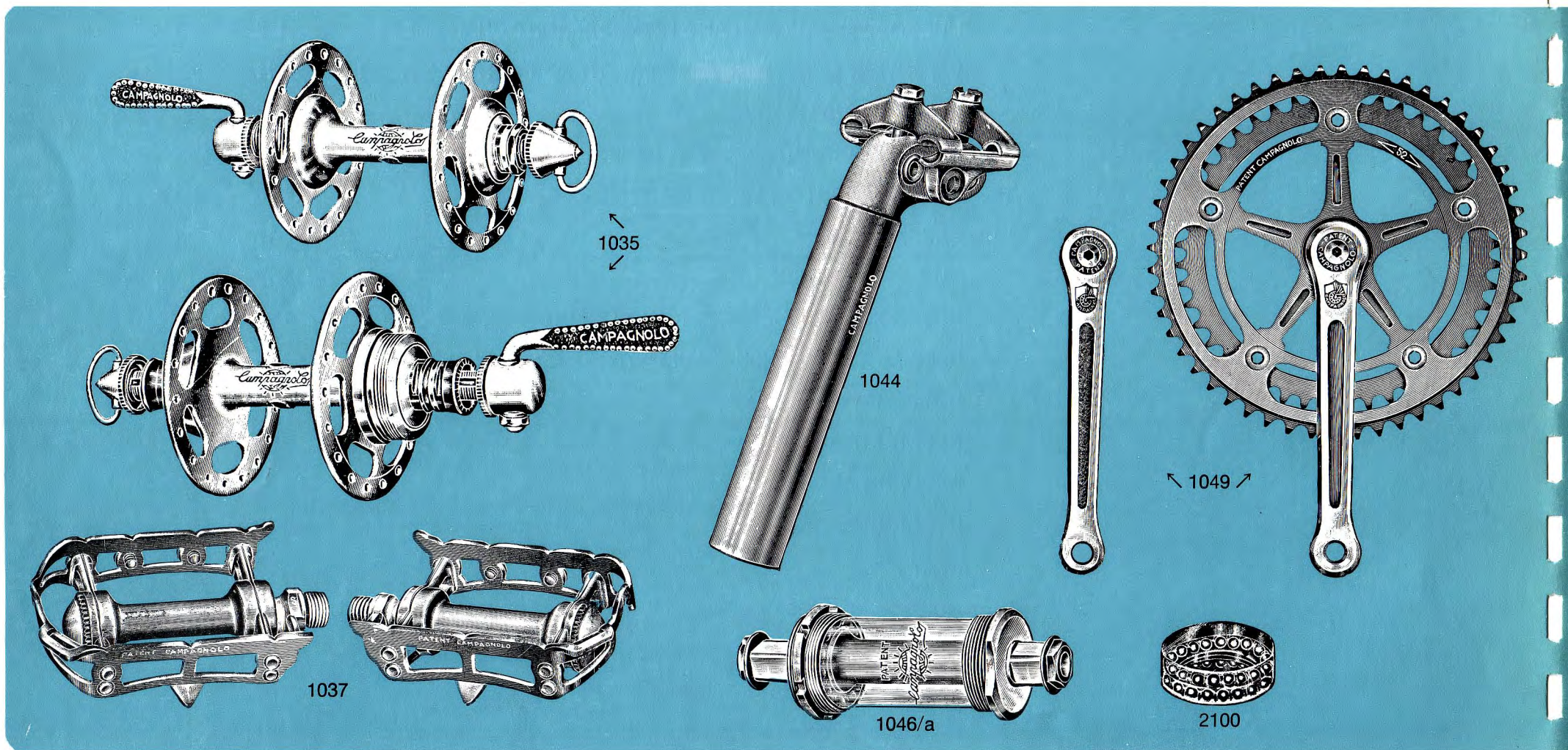
Messrs. Brevetti Internazionali Campagnolo S.p.A. reserve the right to alter or improve specifications without prior notice.



I N D E X

RECORD ROAD COMPLETE ENSEMBLE	4-5
RECORD TRACK COMPLETE ENSEMBLE	6-7
NUOVO RECORD GEAR AND RECORD FRONT CHANGER	8-9
VALENTINO EXTRA GEAR AND VALENTINO FRONT CHANGER	10-11
SPORT EXTRA GEAR	12
VALENTINO CONTROL LEVER SYSTEMS	13
RECORD CONTROL LEVER SYSTEMS	14-15
RECORD HUBS	16-17
NUOVO TIPO HUBS	18-19
RECORD BOTTOM BRACKET AND CHAINWHEEL SET	20-21
SPECIAL COTTERLESS CHAINSETS	22-23
BOTTOM BRACKET SET	24-25
RECORD HEAD SET	26
RECORDS PEDALS	27
RECORD BRAKES	28-29
SEAT PINS	30
GUIDES - CABLES - CLIPS	31
QUICK RELEASE SEAT CLIPS	32
FRONT AND REAR FORK ENDS	33
PUMP ADAPTORS - ACCESSORIES - GREASE	34
PUMP HOLDERS AND SPECIAL CONNECTORS	35
SPECIAL TOOLS	36-37
TOOLS CASE AND BICYCLE STAND	38-39
TANDEM CHAIN LINES AND GEAR TABLES	40-41-42


1032 - CAMPAGNOLO RECORD



- 606 **Down** tube gear cable (118 cm)
- 608 **Down** tube front changer cable (70 cm)
- 622 **Rear** stainless steel outer cable (21 cm)
- 626/a **Twin** gear cables clip
- 632 **Seat** tube pump clip
- 636 **Top** tube pump clip

- 649 **Brake** cable clips
- 1010 **Record** fork ends set
- 1014 **Twin** down tube control levers
- 1020/a **Nuovo Record** gear (without hanger)
- 1030/2 **Special** pump adaptor (thread $\varnothing 9 \times 1,25$ - Any of the pump adaptors shown on page 34 can be supplied instead)


ROAD ENSEMBLE



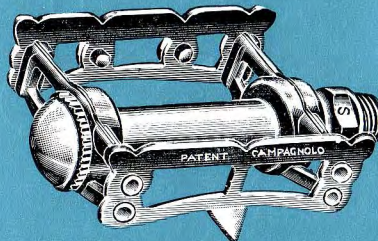
- 1035 **Pair** of Record large flange quick release hubs (front width 100 mm. - rear width 120 mm.)
- 1037 **Pair** of Record road pedals (spindle thread \varnothing 9/16" \times 20F.)
- 1039 **Record** road head set (thread 25.4 \times 24F.)
- 1044 **Seat** pin for saddles with normal springs (please specify diameter and length as shown on page 30. If requested seat pin 1045 for wide sping saddles can be supplied)

- 1046/a **Nuovo Record** bottom bracket set (for 70 mm. bottom bracket and with 118 mm. spindle - see page 25)
- 1049 **Road** chainwheel set (please specify number of chainring teeth and cranks length - see page 20)
- 1052/1 **Record** front changer
- 2100 **Special** ballraces for bottom bracket set
- 2101 **Special** ballraces for head set

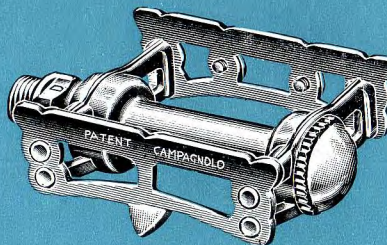

1033 - CAMPAGNOLO RECORD




1036



1038



↖ 1051 ↗



1036 **Pair** of Record track hubs (front width 100 mm. - Rear width 110 mm.)

1038 **Pair** of Record track pedals (spindle thread \varnothing 9/16" \times 20 F.)

1040 **Record** track head set (thread \varnothing 25,4 \times 24 F.)


TRACK ENSEMBLE



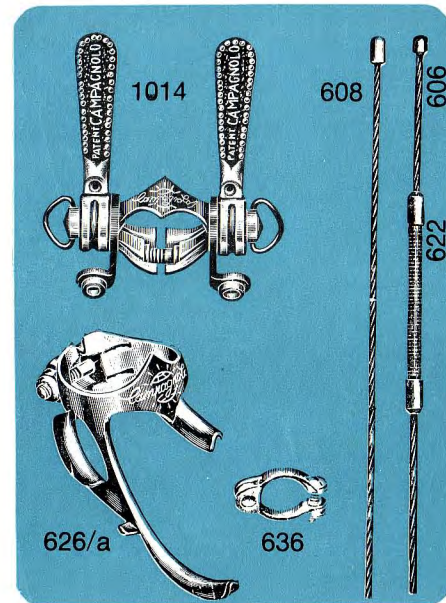
- 1044 **Seat** pin for saddles with normal springs (please specify diameter and length as shown on page 30 - If requested seat pin 1045 for wide spring saddles can be supplied)
- 1046 **Record** bottom bracket set (for 65 mm. bracket and with 104 mm. spindle - see page 24)
- 1053 **Track** fork ends set

- 1051 **Track** chainwheel set (chainring for chain $1'' \times 3/16''$ - Available also for chains $1'' \times 1/8''$ or $1/2'' \times 1/8''$). - Please specify number of chainring teeth and cranks length - see page 21)
- 2100 **Special** ballraces for bottom bracket set
- 2102 **Special** ballraces for head set

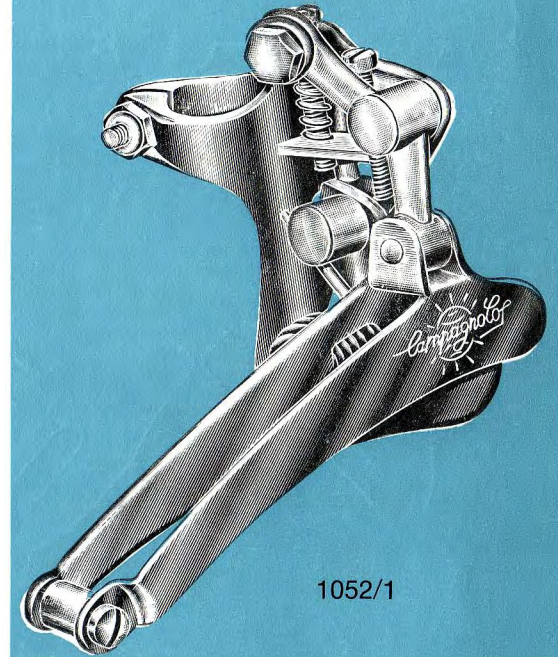
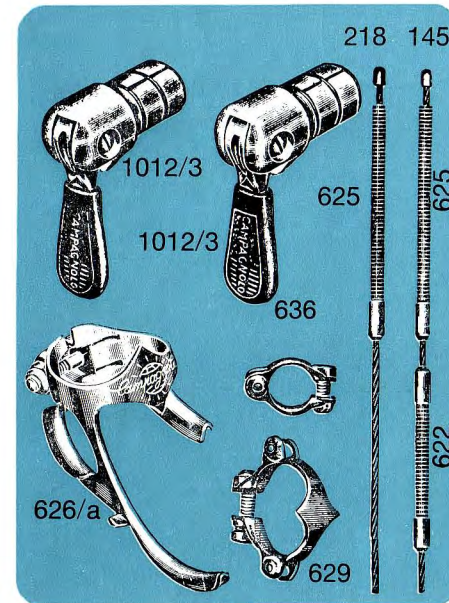
CAMPAGNOLO NUOVO RECORD GEAR RECORD FRONT CHANGER



TWIN DOWN TUBE CONTROL
LEVERS WITH BARE CABLES



TWIN HANDLEBAR CONTROL
LEVERS WITH BARE CABLES



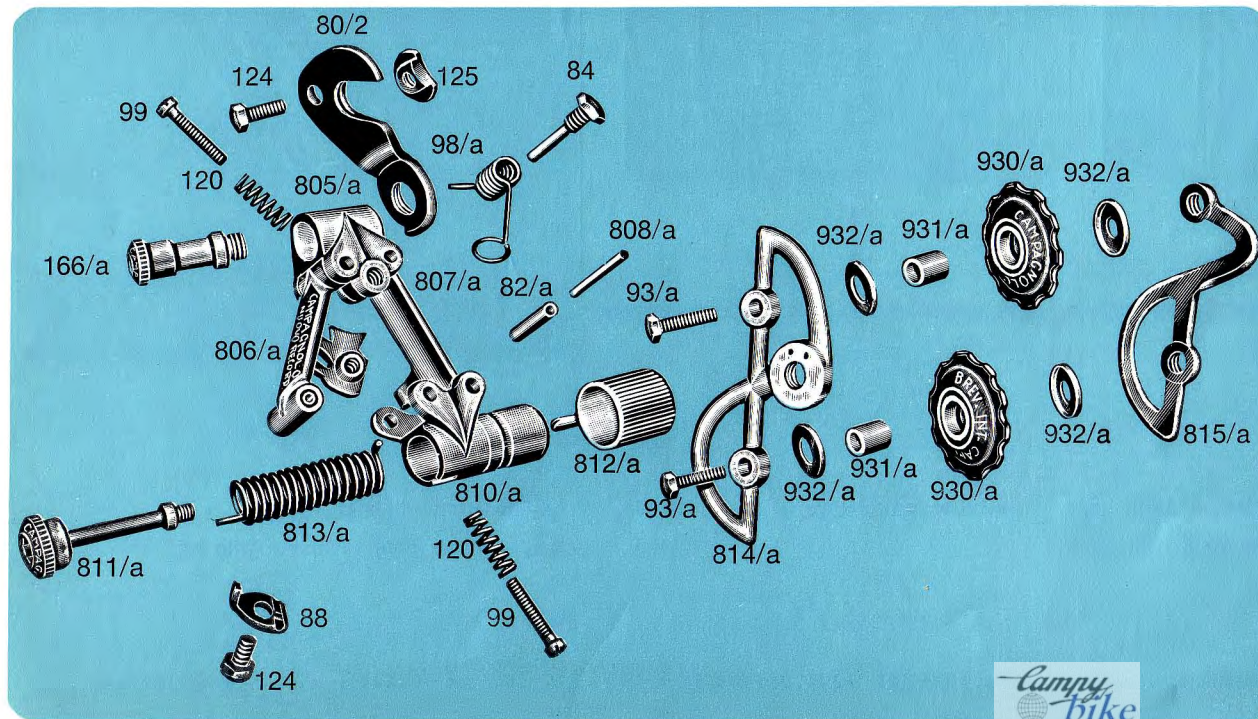
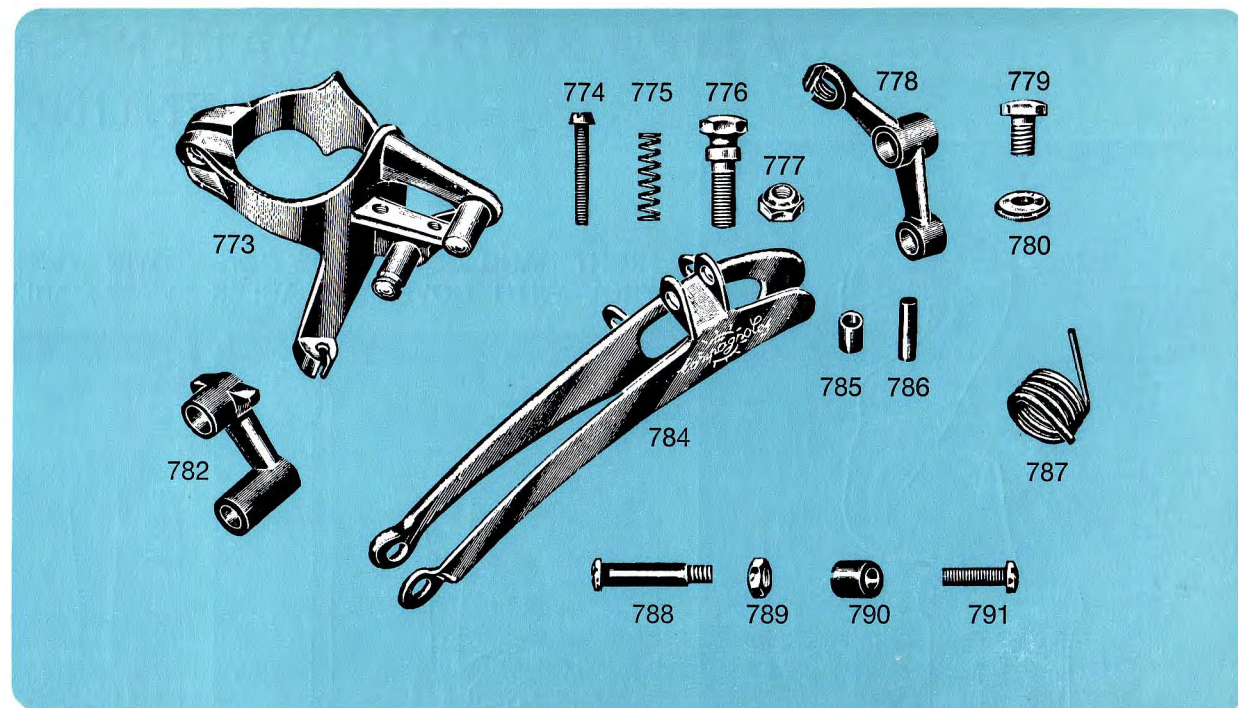
- 145 **Handlebar** control gear cable
- 218 **Handlebar** control front changer cable
- 606 **Down** tube control gear cable (118 cm.)
- 608 **Down** tube control front changer cable (70 cm.)

- 622 **Rear** handlebar control outer cable (21 cm.)
- 625 **Front** handlebar control outer cable (75 cm.)
- 626/a **Twin** control cable guide
- 629 **Twin** handlebar control clip
- 636 **Chainstay** clip

- 1012/3 **Handlebar** control
- 1014 **Twin** control lever
- 1020/1a **Nuovo Record** gear with hanger
- 1052/1 **Record** front changer

RECORD FRONT CHANGER SPARE PARTS


- 773 **Record** front changer body
- 774 **Adjusting** bolt
- 775 **Adjusting** bolt spring
- 776 **Clip** fixing screw
- 777 **Clip** nut
- 778 **Upper** arm
- 779 **Cable** clamp bolt
- 780 **Washer** for bolt 779
- 782 **Lower** arm
- 784 **Front** changer cage
- 785 **Ferrule** for front changer cage
- 786 **Spindle** for front changer cage
- 787 **Front** changer return spring
- 788 **Cage** shank bolt
- 789 **Cage** nut
- 790 **Roller**
- 791 **Cable** bolt



NUOVO RECORD GEAR SPARE PARTS


- | | | | |
|-------|-----------------------------|-------|--------------------------|
| 80/2 | Gear fixing plate | 806/a | Front arm |
| 82/a | Body ferrule | 807/a | Inner arm |
| 84 | Spring screw | 808/a | Spindle |
| 88 | Clamp wascher | 810/a | Spring cage |
| 93 | Sprocket bolt | 811/a | Gear spring bolt |
| 98/a | Gear return spring | 812/a | Spring cage cover |
| 99 | Gear adjusting screw | 813/a | Tension spring |
| 120 | Safety spring | 814/a | Outer cage plate |
| 124 | Fixing screw | 815/a | Inner cage plate |
| 125 | Clamp nut | 930/a | Roller |
| 166/a | Uppur pivot bolt | 931/a | Roller bush |
| 805/a | Rear body | 932/a | Roller dust cover |

CAMPAGNOLO VALENTINO EXTRA GEAR VALENTINO FRONT CHANGER



RIGHT HAND DOWN TUBE CONTROL WITH COVERED CABLES

TWIN CONTROL LEVER ONLY WITH CABLES



605 **Gear** outer casing (105 cm.)

606 **Gear** cable to frame control (118 cm.)

608 **Front** changer cable to frame control (70 cm.)

1204 **Valentino** right hand down tube control lever

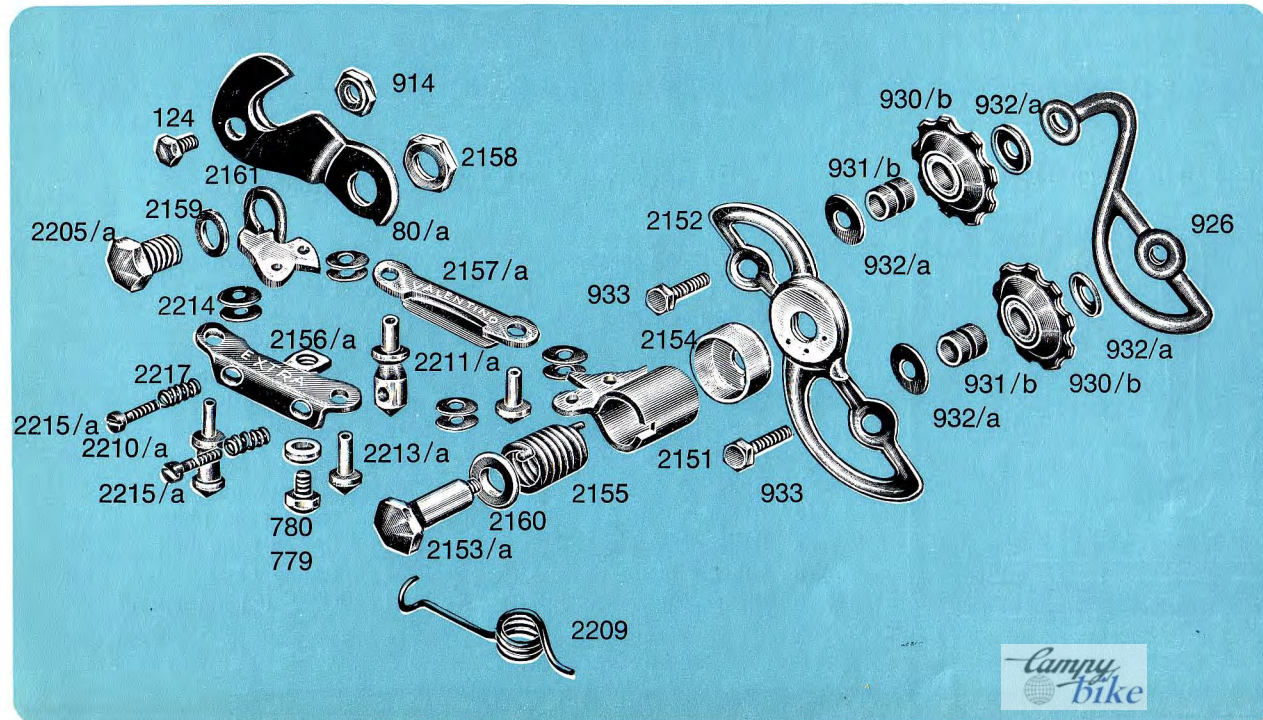

1206 **Valentino** twin control lever

2050 **Valentino** front changer

2170 **Valentino Extra** gear complete with hanger

VALENTINO FRONT CHANGER SPARE PARTS


- 89 Bolt for lip plate
- 210 Body clip bolt
- 211 Body fixing clip
- 213 Fork fixing bolt
- 214 Fork-cage
- 217 Nut for spacing screw bolt
- 226 Adjusting bolt spring
- 227 Adjusting lever screw
- 780 Cable clamp screw washer
- 1601 Front changer body
- 1602 Control fork
- 1603 Spindle
- 1604 Return spring
- 1605 Bolt



VALENTINO EXTRA GEAR SPARE PARTS


- | | | | |
|--------|----------------------------------|--------|--------------------------------|
| 80/a | Gear fixing plate | 2156/a | Outer arm |
| 124 | Fixing screw | 2157/a | Inner arm |
| 779 | Cable clamp screw | 2158 | Gear counter fixing nut |
| 780 | Cable clamp screw washer | 2159 | Gear hanger bolt |
| 914 | Nut for fixing plate bolt | 2160 | Spring cage cover |
| 926 | Inner cage plate | 2161 | Rear body |
| 930/b | Rollers | 2205/a | Fixing pivot bolt |
| 931/b | Roller bushes | 2209 | Gear return spring |
| 932/a | Roller dust cover | 2210/a | Return spring spindle |
| 933 | Roller bolt | 2211/a | Spindle |
| 2151 | Spring cage | 2213/a | Arm rivets |
| 2152 | Outer cage plate | 2214 | Spring washer |
| 2153/a | Spring cage bolt | 2215/a | Adjusting bolt |
| 2154 | Cover | 2217 | Adjusting screw spring |
| 2155 | Gear tension spring | | |

CAMPAGNOLO SPORT EXTRA GEAR




2180

- 605 **Gear** outer casing (105 cm.)
- 606 **Gear** cable to frame control (118 cm.)
- 1204 **Valentino** right hand down tube control lever
- 2180 **Sport Extra** gear complete with hanger



VALENTINO RIGHT HAND CONTROL



606

605

SPORT EXTRA GEAR SPARE PARTS

- | | | | |
|--------|---------------------------------|--------|-------------------------------|
| 80/3 | Gear fixing plate | 2209 | Gear return spring |
| 93 | Roller axle bolt | 2210/a | Return spring spindle |
| 114 | Spring retaining cap | 2211/a | Spindle |
| 124 | Fixing screw | 2213/a | Arm rivets |
| 779 | Cable clamp screw | 2214 | Spring washer |
| 780 | Cable clamp screw washer | 2215/a | Adjusting bolt |
| 792 | Cage plates connector | 2217 | Adjusting screw spring |
| 914 | Fixing plate nut | 2220/a | Roller cage |
| 930/b | Roller | 2222 | Outer cage plate |
| 931/b | Roller bush | 2223 | Inner cage plate |
| 932/a | Roller dust cap | 2232 | Spring cage bolt |
| 2202/a | Outer arm | 2233 | Spring cage |
| 2203/a | Inner arm | 2234 | Gear tension spring |


CAMPAGNOLO VALENTINO CONTROLS

RIGHT HAND DOWN TUBE CONTROL WITH COVERED CABLES



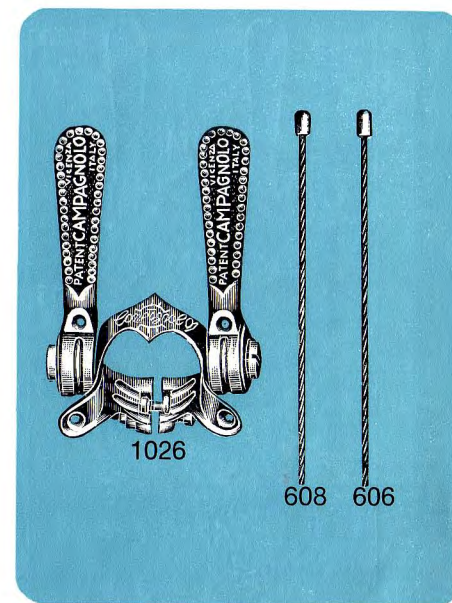
- 174 **Friction** plate
- 601 **Right** hand control lever only
- 602 **Left** hand control lever only
- 604 **Friction** adjusting screw
- 605 **Gear** outer casing (105 cm.)

VALENTINO CONTROL SPARE PARTS



- 606 **Gear** cable to frame control (118 cm.)
- 608 **Front** changer cable to frame control (70 cm.)
- 609 **Clip** bolt and nut
- 677 **Washer**
- 777 **Clip** fixing bolt nut
- 1200 **Right** hand pressed collar

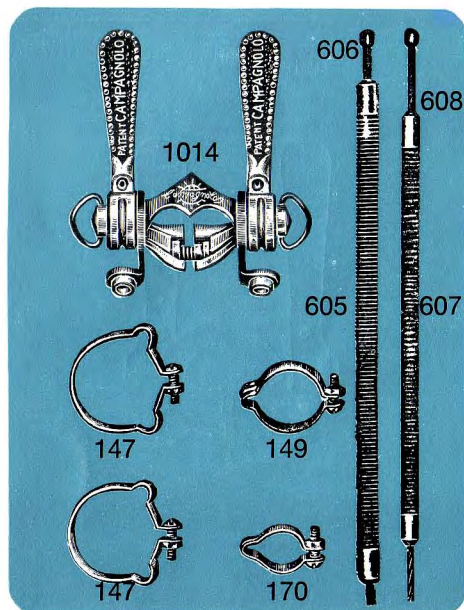
TWIN CONTROL LEVER ONLY WITH CABLES



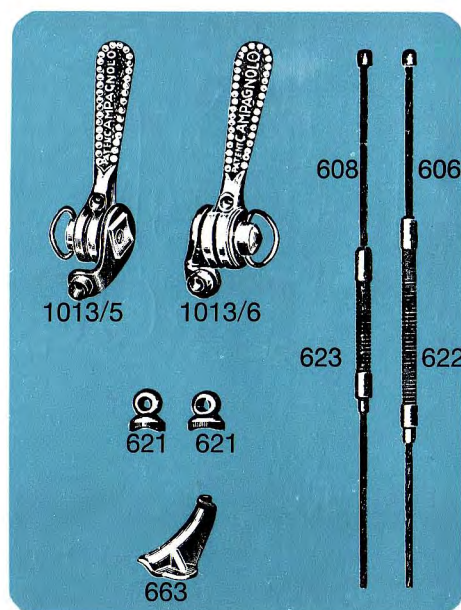
- 1201 **Down** tube front changer control clip
- 1202 **Down** tube twin control clip
- 1203 **Cover**
- 1204 **Valentino** right hand down tube control lever
- 1206 **Valentino** twin control lever

CAMPAGNOLO RECORD CONTROL SYSTEMS

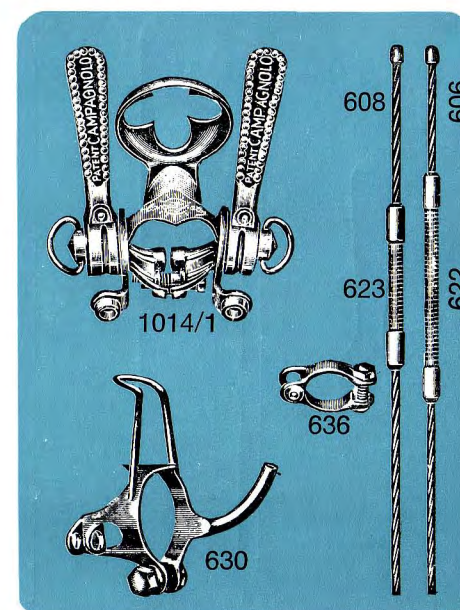
TWIN CONTROL LEVER WITH COVERED CABLES



BRAZE-ON CONTROL SYSTEMS AND BARE CABLES



TWIN CONTROL SYSTEM WITH PUMP HOLDER AND BARE CABLES



602



600



601



603



604



604/1



609



612



174

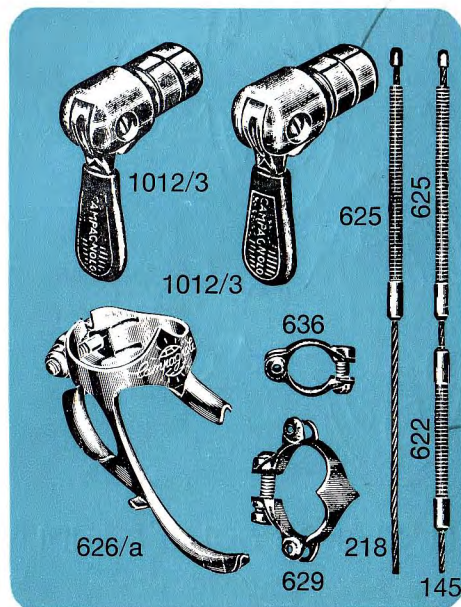
- 137 Segment expanding screw
- 138 Segment
- 139/1 Counter-nut
- 139/2 Hexagonal screw
- 140/1 Tension adjusting screw
- 142 Spring segment holder
- 145 Rear derailleur cable to handlebar control (197 cm.)
- 147 Outer casing clip

- 149 Outer cable clip
- 170 Outer cable clip
- 173 Rubber covers for shifters
- 174 Friction plate
- 174/1 Friction plate
- 200/2 Handlebar control body
- 201 Handlebar lever
- 218 Handlebar control front changer cable (150 cm.)

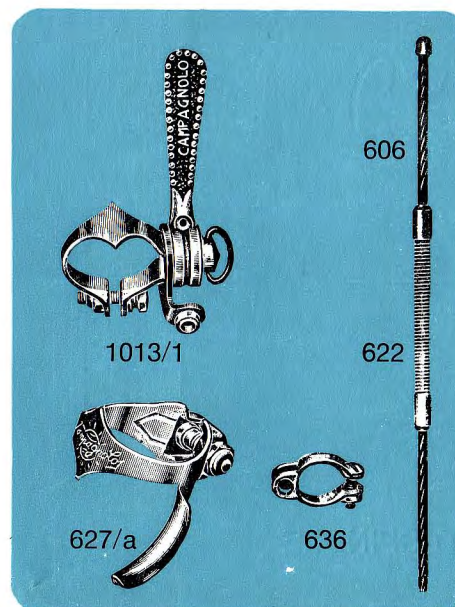
- 600 Right hand lever collar
- 600/2 Control lever plate
- 601 Right hand control lever only
- 602 Left hand control lever only
- 603 Cover plate
- 604 Friction adjusting screw
- 604/1 Friction adjusting wing nut (as alternative to 604)
- 605 Gear outer casing (105 cm.)

CAMPAGNOLO RECORD CONTROL SYSTEMS

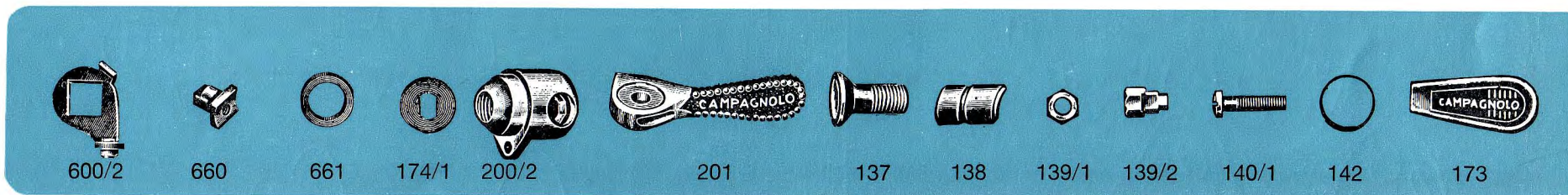
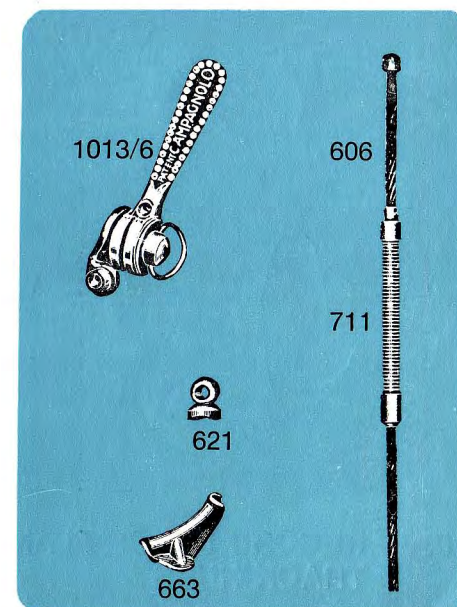
HANDLEBAR CONTROL WITH BARE CABLES



DOWN TUBE CONTROL WITH BARE CABLE



BRAZE-ON CONTROL WITH BARE CABLE




- 606 Gear cable to frame control (118 cm.)
- 607 Down tube front outer casing (59 cm.)
- 608 Front changer cable to frame control (70 cm.)
- 609 Clip bolt and nut
- 612 Cable stop
- 621 Braze-on cable stop
- 622 Rear derailleur steel outer casing
- 623 Front changer steel outer casing

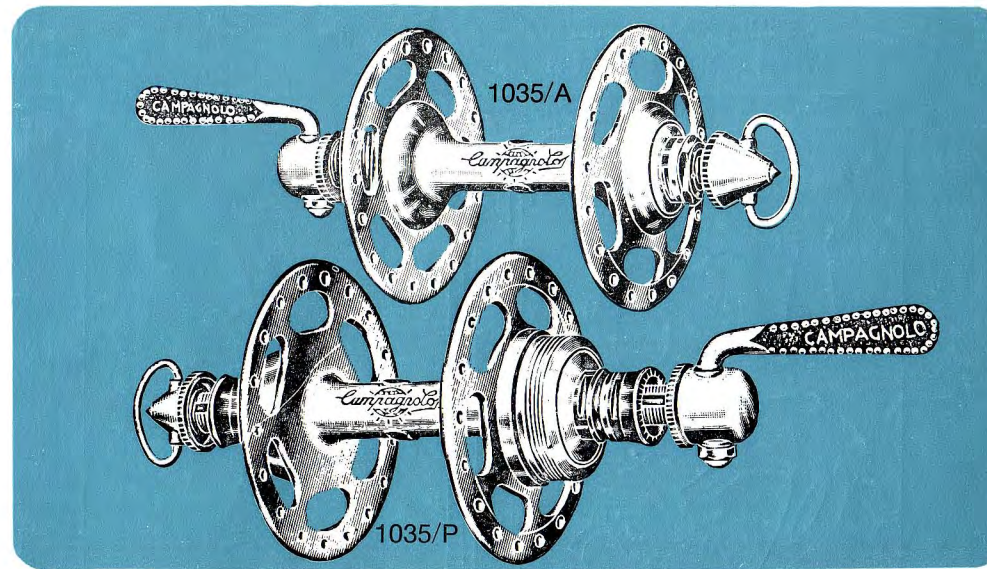
- 625 Steel outer casing to down tube handlebar control (75 cm.)
- 626/a Double stop clips for down tube controls
- 626/b Braze-on cable ferrule
- 627/a Down tube tunnel R/H for gear
- 629 Double stop cable clip for handlebar control
- 630 Pump holder, No. 630
- 636 Stop clip on chainstay for rear derailleur
- 660 Braze-on boss

- 661 Brazed boss collar
- 663 Braze-on cable ferrule
- 711 Gear vipla cable (23 cm.)
- 1012/3 Handlebar controls
- 1013/1 Right hand down tube control
- 1013/6 Gear braze-on control
- 1014 Twin down tube control lever
- 1014/1 Twin down tube control lever with pump clip

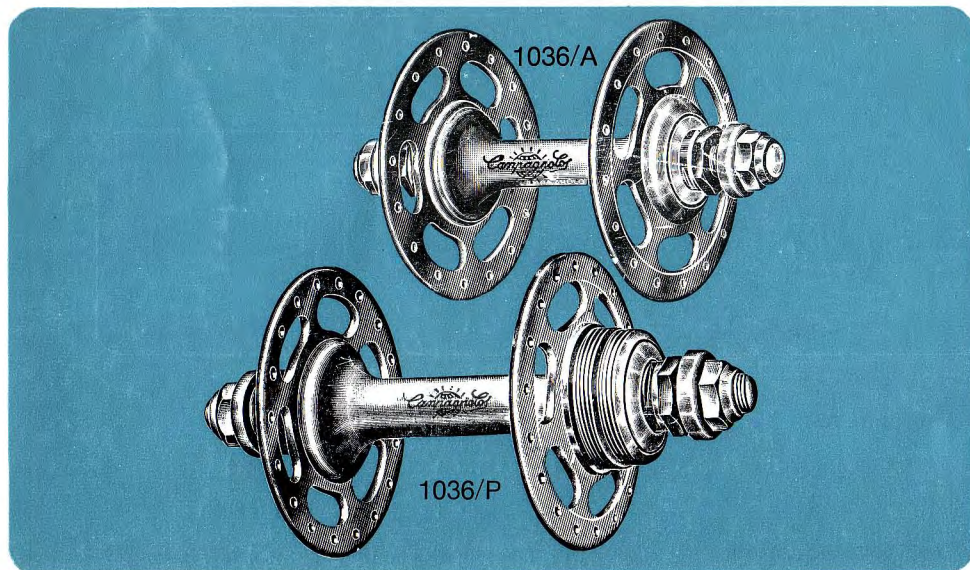
1034 **RECORD SMALL FLANGE CAMPAGNOLO**
QUICK RELEASE ROAD HUBS




1035 **RECORD LARGE FLANGE CAMPAGNOLO**
QUICK RELEASE ROAD HUBS



1036 **RECORD LARGE FLANGE SOLID SPINDLE**
TRACK HUBS



1036/2 **RECORD SMALL FLANGE SOLID SPINDLE**
TRACK HUBS



WHEN ORDERING PLEASE SPECIFY: { THEREAD (\varnothing 35 \times 24 F. OR \varnothing 34,7 \times 1 OR \varnothing 1,370 \times 24 F.)
NUMBER OF HOLES (24 - 28 - 32 - 36 - 40)


HUBS ORDERED WITHOUT SPECIFICATION WILL BE SUPPLIED
WITH \varnothing 35 \times 24 F. AND WITH 36 HOLES

SIX-SPROCKETS HUBS ALSO AVAILABLE

CAMPAGNOLO RECORD HUBS AND QUICK RELEASE SPARE PARTS

FRONT

REAR




- 1 Front lock nut
- 18 Conical spring
- 19 Front road axle for Record road hubs
- 19/P Front track solid spindle axle
- 25/R Record front cone
- 29 Rear road axle for Record road hubs
- 29/P Rear track solid spindle
- 32/R Record rear cone
- 33 Rear lock nut for Record road hubs
- 33/P Rear lock nut for Record track hubs
- 35 Front spindle washer


- 36 Rear spindle washer
- 46 Rear spacing collar
- 59 Quick release conical adjuster
- 60 Quick release lever housing
- 61 Complete quick release lever
- 64 Quick release front skewer
- 65 Quick release rear skewer
- 667 Track front nut
- 668 Track rear nut
- 737 Front Record ball cup
- 738 Rear Record ball cup

- 739 Front dust cover
- 740 Rear dust cover
- 741 Spring clip
- 743 Track lock ring
- 1001/3 Front quick release skewer complete
- 1001/4P Front track axle complete
- 1001/4S Front road axle complete
- 1006/5P Rear track axle complete
- 1006/5S Rear road axle complete
- 1006/8 Rear quick release skewer complete


1251 **NUOVO TIPO SMALL FLANGE CAMPAGNOLO**
QUICK RELEASE HUBS




1250 **NUOVO TIPO SMALL FLANGE CAMPAGNOLO**
SOLID SPINDLE HUBS



1253 **NUOVO TIPO LARGE FLANGE CAMPAGNOLO**
QUICK RELEASE HUBS



1252 **NUOVO TIPO LARGE FLANGE CAMPAGNOLO**
SOLID SPINDLE HUBS




WHEN ORDERING PLEASE SPECIFY: { THREAD ($\varnothing 35 \times 24$ F. OR $\varnothing 34,7 \times 1$ OR $\varnothing 1,375 \times 24$ F.)
NUMBER OF HOLES (24 - 28 - 32 - 36 - 40)

HUBS ORDERED WITHOUT SPECIFICATION WILL BE SUPPLIED
WITH $\varnothing 35 \times 24$ F. AND WITH 36 HOLES

CAMPAGNOLO NUOVO TIPO AND QUICK RELEASE SPARE PARTS

FRONT

REAR




- 1 Front lock nut
- 18 Conical spring
- 19 Front road axle for Record road hubs
- 25 Front Record cone
- 29 Rear road axle
- 32 Rear Record cone
- 35 Front spindle washer
- 36 Rear spindle washer
- 46 Rear spacing collar
- 1001/4 Complete front hollow spindle for Nuovo Tipo hubs
- 1254 Complete rear solid spindle for Nuovo Tipo hubs
- 1255 Complete rear solid spindle for Nuovo Tipo hubs
- 1256 Complete rear hollow spindle for Nuovo Tipo hubs

- 1270 Front inserted race
- 1271 Rear inserted race
- 1272 Front dust cap
- 1273 Rear dust cap
- 1278 Spindle front washer
- 1279 Spindle rear washer
- 1280 Front spindle
- 1281 Rear spindle
- 1282 Front locknut
- 1283 Rear locknut
- 1283/a Rear spacer nut
- 1284 Rear locknuts
- 1284/a Spindle special bolt

- 1285 Large spacing collar
- 1286 Small spacing collar
- 1289 Front spindle cone
- 1290 Rear spindle cone
- 1301 Chrome cam cap
- 1302 Quick release lever
- 1303 Circlip for lever
- 1304 Conical spring
- 1305 Front skewer
- 1306 Rear skewer
- 1307 Knurled adjusting nut
- 1309 Washer for skewer
- 1310 Nuovo Tipo front quick release skewer
- 1311 Nuovo Tipo rear quick release skewer

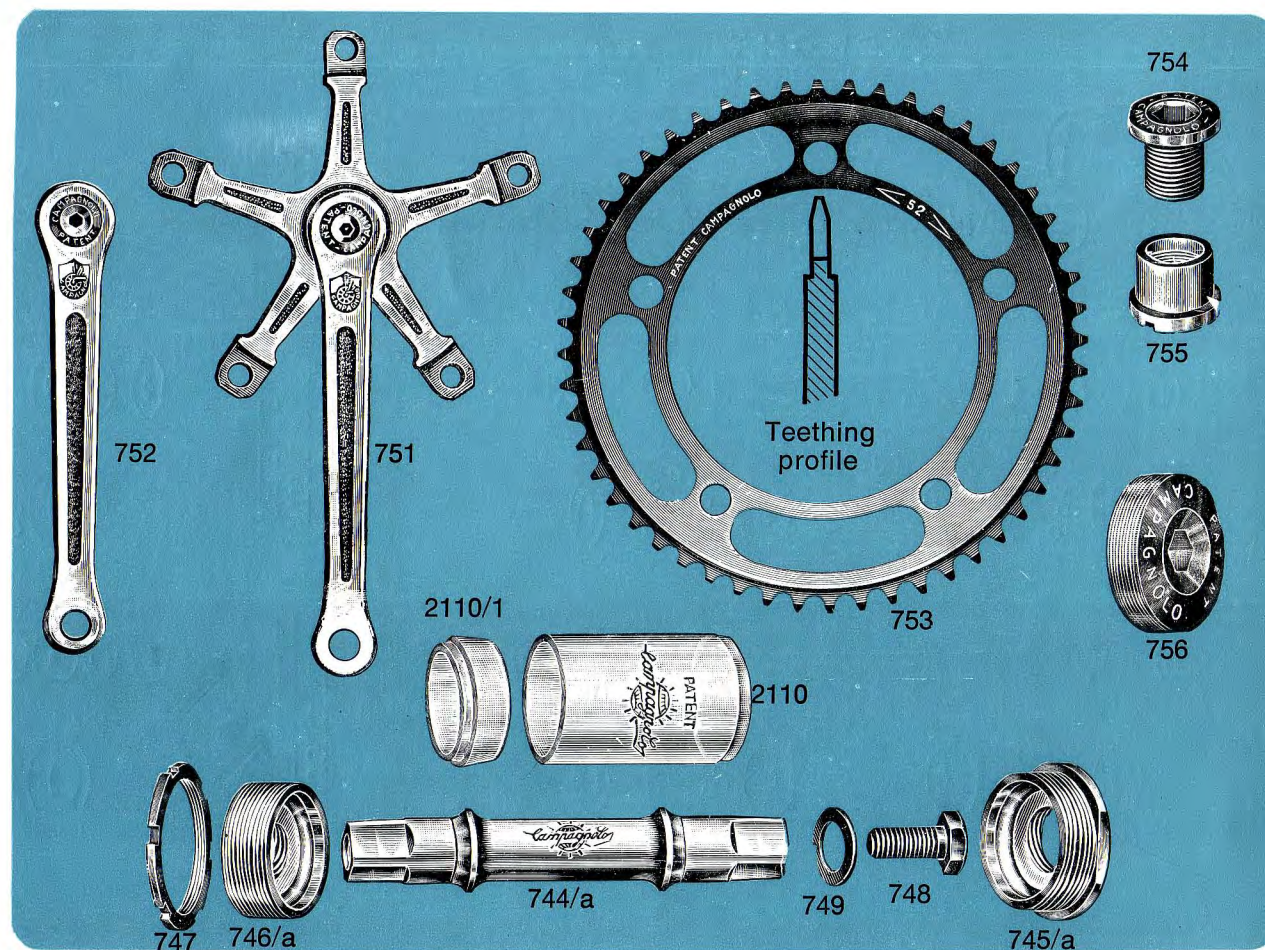
1048 - RECORD CHAINWHEEL SET - ROAD BOTTOM BRACKET

SPARE PARTS



1046/a **Cotterless** Nuovo Record bottom bracket (unless otherwise requested it will be supplied with 70-SS-120 spindle and 36 × 24 F. cups)

1049 **Road** chainwheel set (unless otherwise requested the set will be supplied with 170 mm. cranks and with 47-50 teeth chainrings for 1/2" × 3/32" chain)



For sizes and details of the Nuovo Record bottom bracket see page No. 25.

744/a **Cotterless** road spindle
745/a **Fixed** cup
746/a **Adjustable** cup
747 **Lock** ring
748 **Fixing** screw
749 **Fixing** washer
2110 **Record** sleeve
2110/1 **Cone** for Record sleeve



751 **Road** right hand crank (complete with cover No. 756) - please specify length
752 **Road** left hand crank (complete with cover No. 756) - please specify length
753 **Road** chainring for 1/2" × 3/32" (2 mm.) chain. Please specify number of teeth.
754 **Road** chainwheel fastening screw
755 **Road** chainwheel fastening nut
756 **Crank** cover plate

CRANKS: LENGTH 165 - 167.5 - 170 - 172.5 - 175 - 177.5 - 180mm.

CHAINRINGS: FOR 1/2" CHAIN - FROM 42 TO 57 TEETH

1050 - RECORD CHAINWHEEL SET - TRACK BOTTOM BRACKET

SPARE PARTS



- 1046 **Cotterless** Record bottom bracket (unless otherwise requested it will be supplied with 65-P-110 spindle and 36 x 24 F. cups)
- 1051 **Track** chainwheel set (unless otherwise requested it will be supplied with 170 mm. cranks and with 24 teeth chainrings for 1" x 3/16" (4,6 mm.) chain)

CRANKS: LENGTH 165 - 167.5 - 170 - 172.5 - 175 - 177.5 - 180 mm.

CHAINRINGS: FOR 1" CHAIN - FROM 22 TO 35 TEETH
FOR 1/2" CHAIN - FROM 44 TO 70 TEETH

For sizes and details of the Record bottom bracket see page No. 24

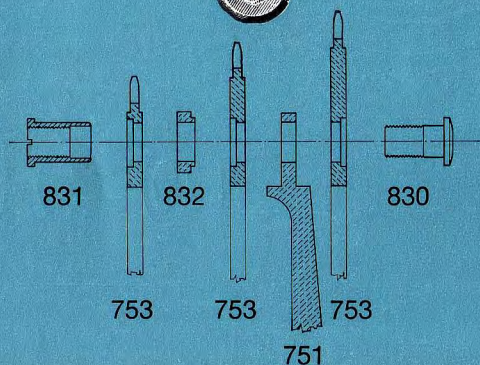

- 744 **Cotterless** road spindle
745 **Fixed** cup
746 **Adjustable** cup
747 **Lock** ring
748 **Fixing** screw
749 **Fixing** washer

- 756 **Crank** cover plate
757 **Track** right hand crank (complete with cover No. 756) - please specify length
758 **Track** left hand crank (complete with cover No. 756) - please specify length
759 **Track** chainring for 1" x 3/16" (4.6 mm.) chain - also available for 1" x 1/8" (3 mm.) chain. Please specify number of teeth
760 **Track** chainring for standard chain 1/2" x 1/8" (3 mm.) - Please specify number of teeth.
761 **Track** chainwheel fastening screw
762 **Track** chainwheel fastening nut

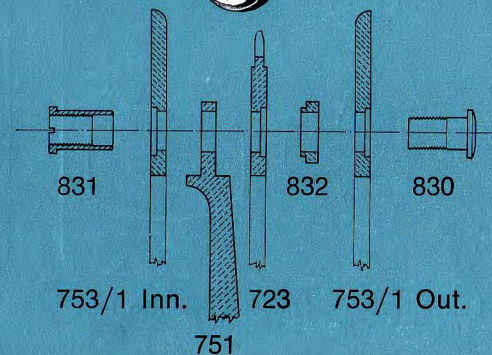
CAMPAGNOLO ROAD SPECIAL CHAINWHEEL SETS

RIGHT HAND CRANK WITH TRIPLE CHAINRING

CYCLOCROSS RIGHT HAND FLANGED CRANK



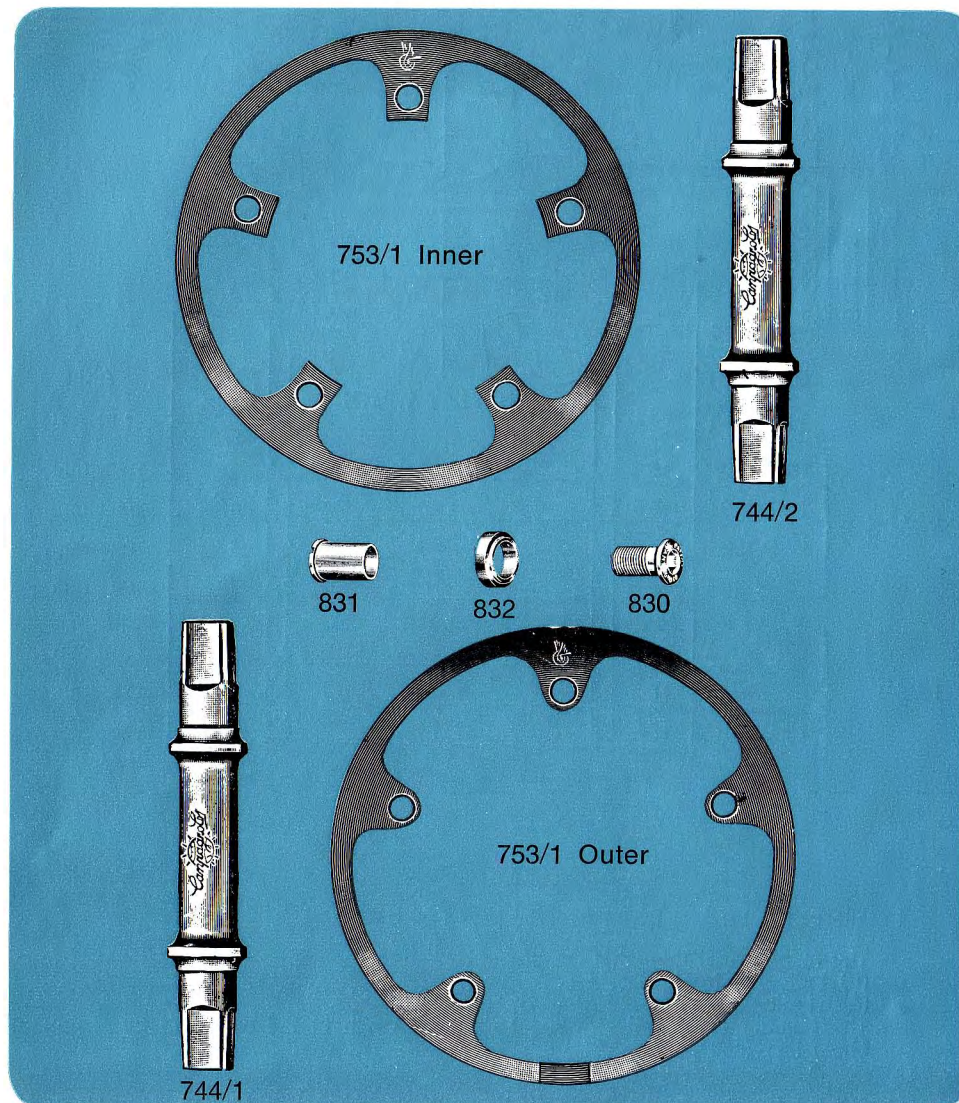
- 751 **Road** right hand crank (complete with cover No. 756)
Please specify length
- 753 **Chainring** for 1/2" × 3/32" chain (2 mm.)
Please specify number of teeth
- 830 **Triple** chainring fixing bolt
- 831 **Nut** for bolt No. 830
- 832 **Triple** chainring spacer



- 751 **Road** right hand crank (complete with cover N. 756)
Please specify length
- 753 **Chainring** for 1/2" × 3/32" chain (2 mm.)
Please specify number of teeth
- 753/1 **Cyclocross** inner flange
- 753/1 **Cyclocross** outer flange
- 830 **Triple** chainring fixing bolt
- 831 **Nut** for bolt No. 830
- 832 **Triple** chainring spacer


CAMPAGNOLO ROAD SPECIAL CHAINWHEEL SETS SPARE PARTS

SPARE PARTS



- 744/1 Triple chainring cotterless spindle
- 744/2 Cyclocross cotterless spindle
- 753/1 Cyclocross inner flange
- 753/1 Cyclocross outer flange
- 830 Triple chainring fixing bolt
- 831 Nut for bolt No. 830
- 832 Triple chainring spacer

SLEEVED CRANK FOR 42 TEETH CHAINRING



IMPORTANT: When ordering spare chainrings specify if are to be fitted on cranks for chainrings with 42 teeth onwards or from 44 teeth onwards.

1046 - CAMPAGNOLO RECORD BOTTOM BRACKET SET



- 744 **Coterless** road spindle
- 745 **Fixed** cup
- 746 **Adjustable** cup
- 747 **Lockring** 3,5 mm. standard size
(available also in 4 and 4,5 mm.)
- 748 **Fixing** screw
- 749 **Fixing** washer
- 2100 **Bottom** bracket special ball races

CUPS WITH A 0,5 mm. INCREASED THREAD AVAILABLE

right hand - right hand

right hand - right hand

BSC right hand - left hand

BRACKET SERIAL NUMBER

BRACKET WIDTH

AXLE OVERALL LENGTH

	BRACKET SERIAL NUMBER	BRACKET WIDTH	AXLE OVERALL LENGTH
TRACK	65-P-110	65	104 mm
	68-P-110	68	105 mm
	68-P-120	68	109 mm
	70-P-120	70	109 mm
ROAD	68-SS-120	68	112 mm
	70-SS-120	70	113 mm
	74-SS-120	74	117 mm

Details of the bracket serial number (ex.: 65-P-110)

- The number (65) indicates the bracket width
- (P) indicates track
- (SS) indicate road
- The number (110) indicates the suggested width of the rear hub for a perfect chain line (see pages 40-41)

BRACKET SETS ORDERED WITHOUT SPECIFICATION WILL BE SUPPLIED AS FOLLOWS:

For ROAD


- Axle 70-SS-120
- Cups Ø 36 × 24 F.

For TRACK

- Axle 65-P-110
- Cups Ø 36 × 24 F.

1046/a - CAMPAGNOLO NUOVO RECORD

BOTTOM BRACKET SET WITH SPECIAL AXLE AND CUPS



- 744/a **Cotterless** road spindle
- 745/a **Fixed** cup
- 746/a **Adjustable** cup
- 747 **Lockring** 3,5 mm. standard size
(available also in 4 and 4,5 mm.)
- 748 **Fixing** screw
- 749 **Fixing** washer
- 2100 **Bottom** bracket special ball races
- 2110 **Record** sleeve
- 2110/1 **Cone** for Record sleeve

CUPS WITH A 0,5 mm. INCREASED THREAD AVAILABLE

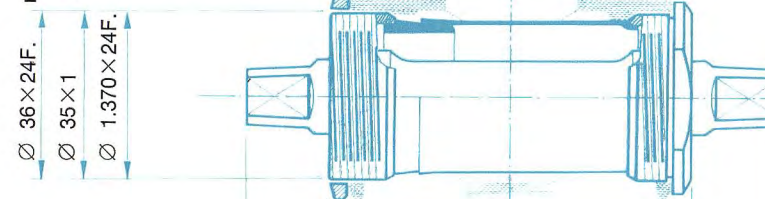
Details of the bracket serial number (ex. 68-SS-120)

- the number (68) indicates the width
- (SS) indicate road
- the number (120) indicates the suggested width of the rear hub for a perfect chain line (see pages 40-41)

BRACKET SETS ORDERED WITHOUT SPECIFICATION WILL BE SUPPLIED AS FOLLOWS:

- 70-SS-120 axle
- cups thread $\varnothing 36 \times 24F.$

right hand - right hand
right hand - right hand
B.S.C. right hand -
left hand



	BRACKET SERIAL NUMBER		BRACKET WIDTH		AXLE OVERALL LENGTH	
ROAD	68 - SS - 120	17	3,5	68	3,5	20 mm. 112
	70 - SS - 120	17	3,5	70	3,5	19 mm. 113

CAMPAGNOLO RECORD HEADSET

1039 ROAD TYPE



- 681 **Locking** nut
- 682 **Locking** washer
- 683 **Screwed** race
- 684 **Top** head race (0,5 mm. larger gauge available)
- 685 **Bottom** head race (0,5 mm. larger gauge available)
- 686 **Crown** race (smaller diameter available)
- 693/1 **Steerer**
- 2101 **Road** headset special ball races

1040 TRACK TYPE



- 681 **Locking** nut
- 682 **Locking** washer
- 687 **Track** screwed race
- 688 **Top** head race (0,5 mm. larger gauge available)
- 689 **Bottom** head race (0,5 mm. larger gauge available)
- 690 **Crown** race (smaller diameter available)
- 2102 **Track** headset special ball races



693/1

HEADSET ORDERED WITHOUT SPECIFICATION WILL BE SUPPLIED WITH $\varnothing 25.4 \times 24F.$ THREAD
HEADSETS WITH $\varnothing 25 \times 1$ AND $\varnothing 1" \times 24$ T.P.I. B.S.C. THREADS AVAILABLE


CAMPAGNOLO HEADSETS ARE SUPPLIED COMPLETE WITH SPECIAL BALL RACES ($\varnothing 3/16"$ FOR ROAD AND $\varnothing 5/32"$ FOR TRACK)

STEERER AVAILABLE WITH THREAD $\varnothing 25.4 \times 24F.$ AND WITH LENGTHS 160-180-200-220-250-270 mm.



CAMPAGNOLO RECORD PEDALS

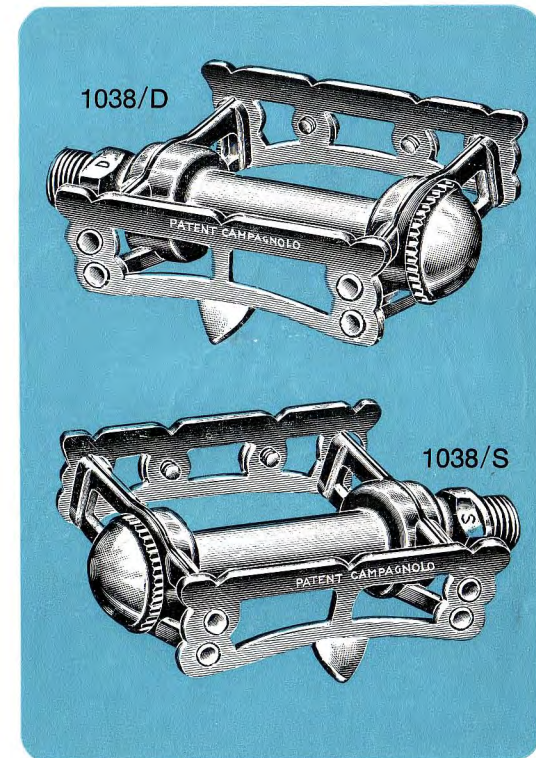
1037 ROAD TYPE



1037/D **Road** right hand pedal

1037/S **Road** left hand pedal

1038 TRACK TYPE

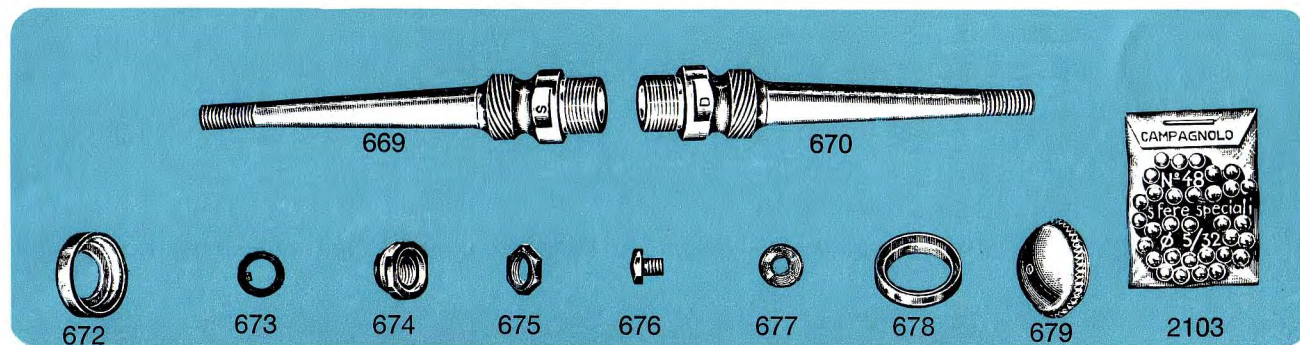


1038/D **Track** right hand pedal

1038/S **Track** left hand pedal

S P A R E P A R T S

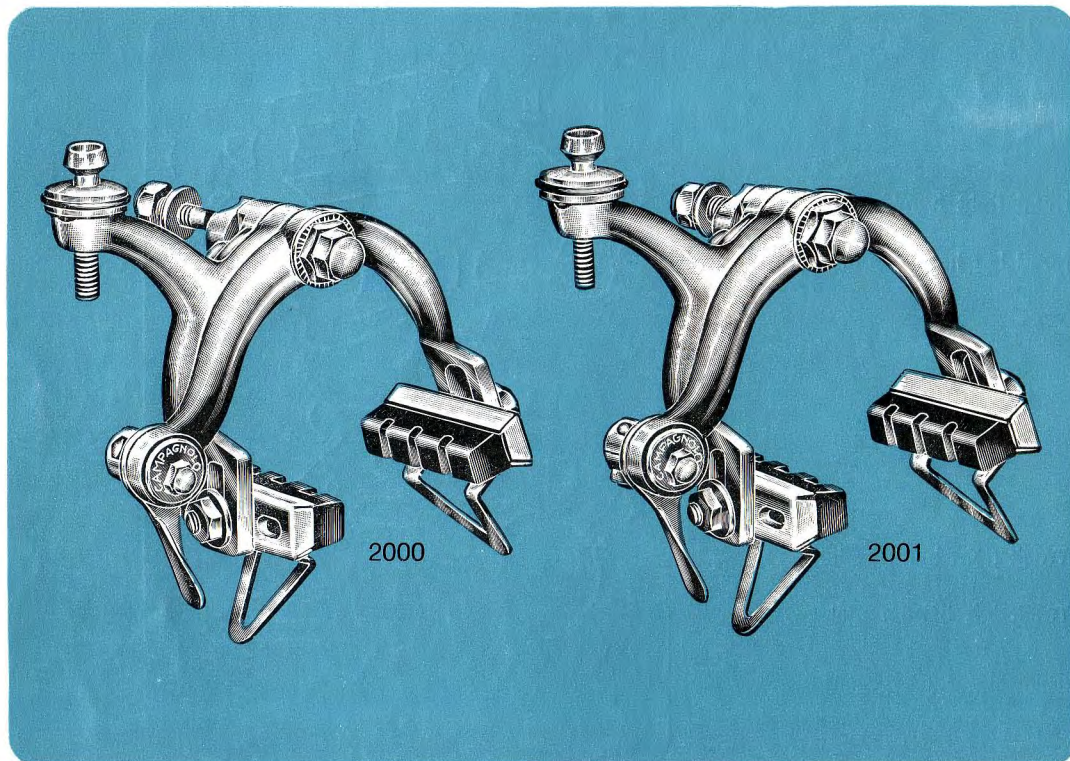
- 669 **Left** hand pedal axle
- 670 **Right** hand pedal axle
- 672 **Inserted** race
- 673 **Pedal** axle washer
- 674 **Pedal** axle cone
- 675 **Pedal** axle lock nut
- 676 **Toe** clip bolt
- 677 **Toe** clip washer
- 678 **Inner** dust cap
- 679 **Pedal** dust cap
- 2103 **Pedal** special ball races



UNLESS OTHERWISE REQUESTED, PEDALS WILL BE SUPPLIED WITH Ø 9/16" × 20F. SPINDLE
 PEDALS WITH Ø 14 × 1,25 SPINDLES THREAD AVAILABLE

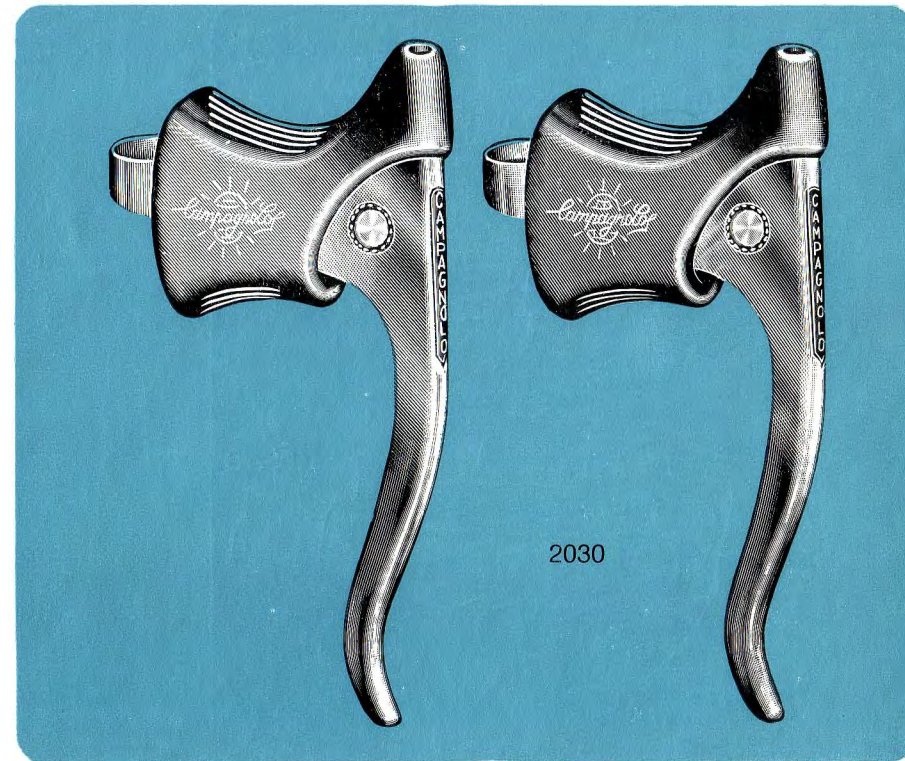
*Campy
Bike*

2040 - **CAMPAGNOLO** RECORD BRAKES AND CONTROL LEVERS



2000 **Front** brake

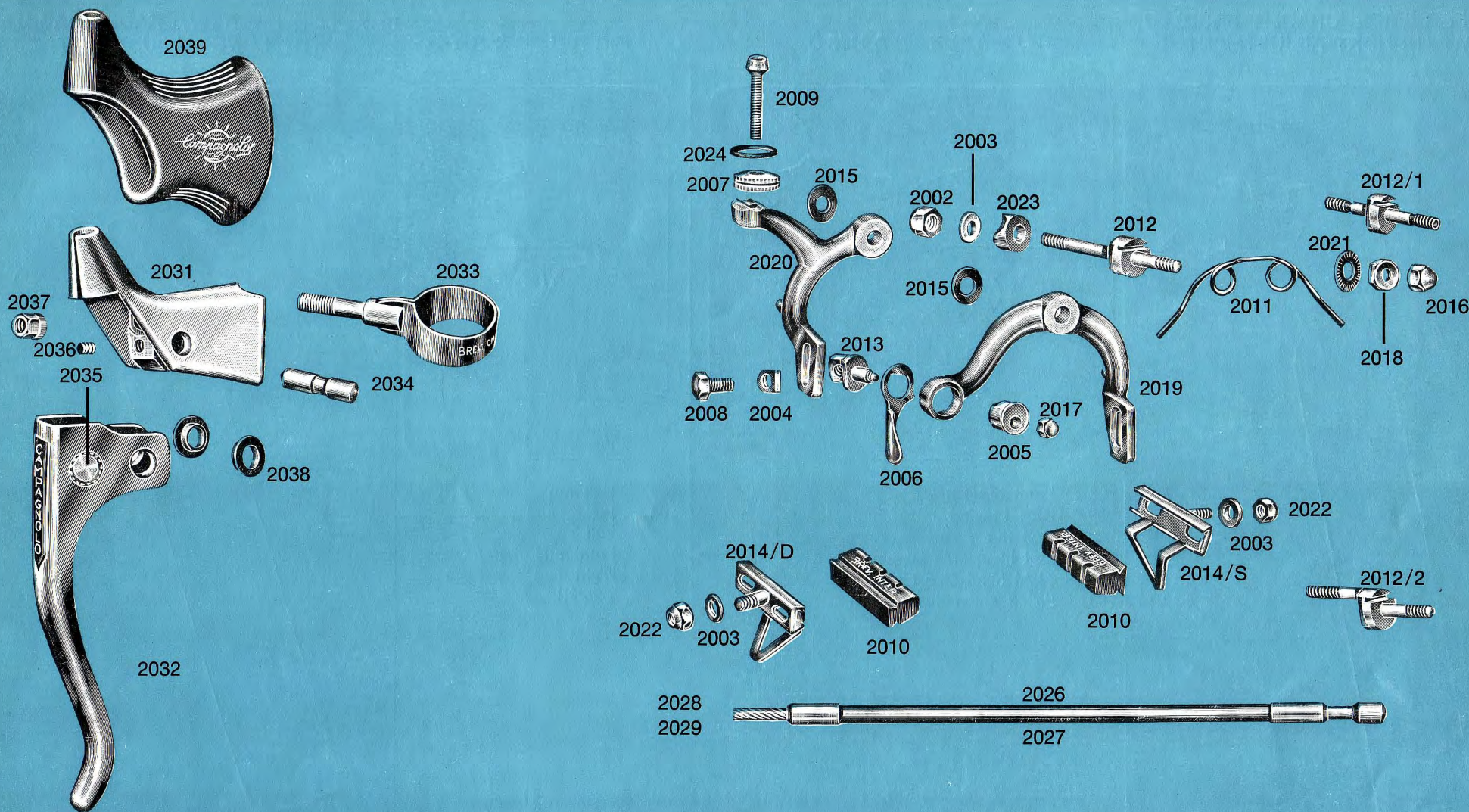
2001 **Rear** brake



2030 **Brake** quick release lever

IF REQUESTED OUTER CASINGS AND CABLES ARE FURNISHED INCREASED OF 6 cm (SEE NORMAL MEASURES AT PAGE 29)

CAMPAGNOLO RECORD BRAKES AND CONTROL SYSTEM SPARE PARTS



2002 **Centre** bolt fixing nut
 2003 **Brake** shoe washer
 2004 **Clamp** bolt washer
 2005 **Cam**
 2006 **Quick** release cam lever
 2007 **Adjusting** nut
 2008 **Cable** clamp bolt
 2009 **Adjusting** screw
 2010 **Brake** block
 2011 **Tension** screw
 2012 **Front** brake centre bolt
 2012/1 **Rear** brake centre bolt
 2012/2 **Rear** brake centre bolt

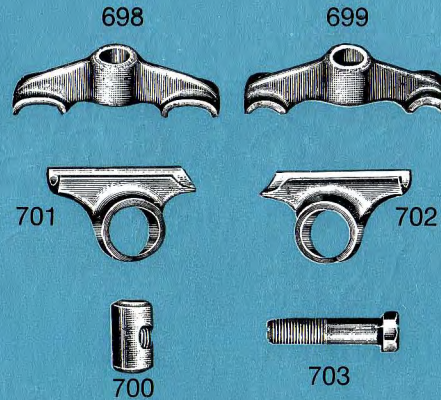
2013 **Cable** clamp
 2014/D **Right** hand brake shoe
 2014/S **Left** hand brake shoe
 2015 **Friction** washer
 2016 **Domed** nut
 2017 **Cam** locking nut
 2018 **Locking** nut
 2019 **Front** stirrup
 2020 **Rear** stirrup
 2021 **Serrated** washer
 2022 **Brake** shoe nut
 2023 **Concave** washer
 2024 **Adjusting** rubber

2026 **Front** brake outer cable (56 cm.)
 2027 **Rear** brake outer cable (114 cm.)
 2028 **Front** inner cable (68 cm.)
 2029 **Rear** inner cable (126 cm.)
 2031 **Lever** hood
 2032 **Lever**
 2033 **Brake** lever clip
 2034 **Lever** pivot pin
 2035 **Cable** nipple holder
 2036 **Grub** screw
 2037 **Clamp** nut
 2038 **Lever** bush
 2039 **Rubber** lever hood

CAMPAGNOLO SEAT PIN

1044 FOR WIDE CRADLE SADDLES
WITH SHORT ADJUSTMENT

SPARE PARTS

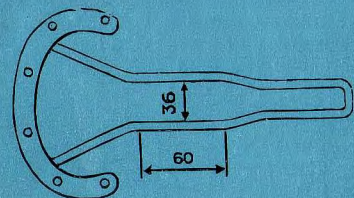


- 698 **Front** bracket
- 699 **Rear** bracket
- 700 **Bolt** nut
- 701 **Left** hand side support
- 702 **Right** hand side support
- 703 **Fixing** and adjusting bolt

WHEN ORDERING PLEASE SPECIFY:

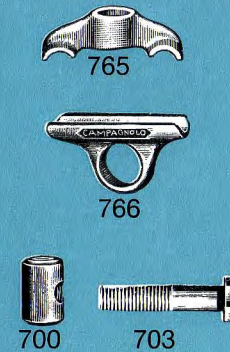
— PIN DIAMETER AS PER ONE OF THE GIVEN SIZES: 25 - 25.8 - 26 - 26.2 - 26.4 - 26.6 - 26.8 - 27 - 27.2 - 27.4.

— LENGTH OF THE PIN - STANDARD (130 mm.) — LONG (180 mm.)

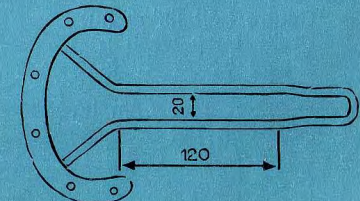


1045 FOR NARROW CRADLE SADDLES
WITH LONG ADJUSTMENT

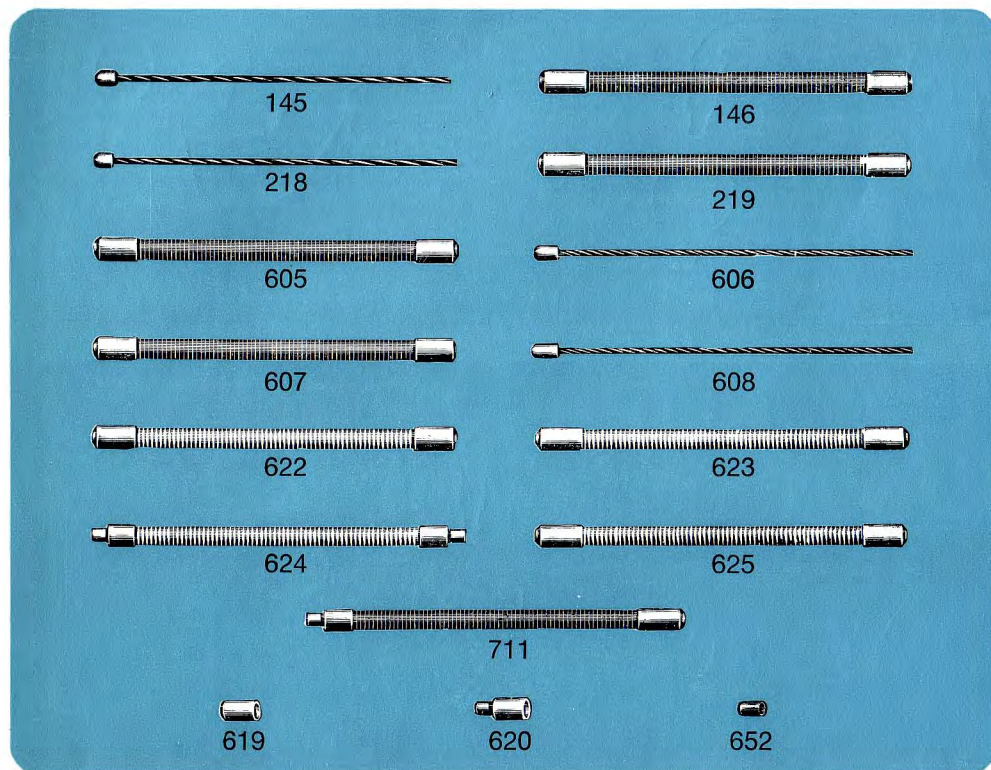
SPARE PARTS



- 700 **Bolt** nut
- 703 **Fixing** and adjusting bolt
- 765 **Front** and rear clamp
- 766 **Right** and left hand support

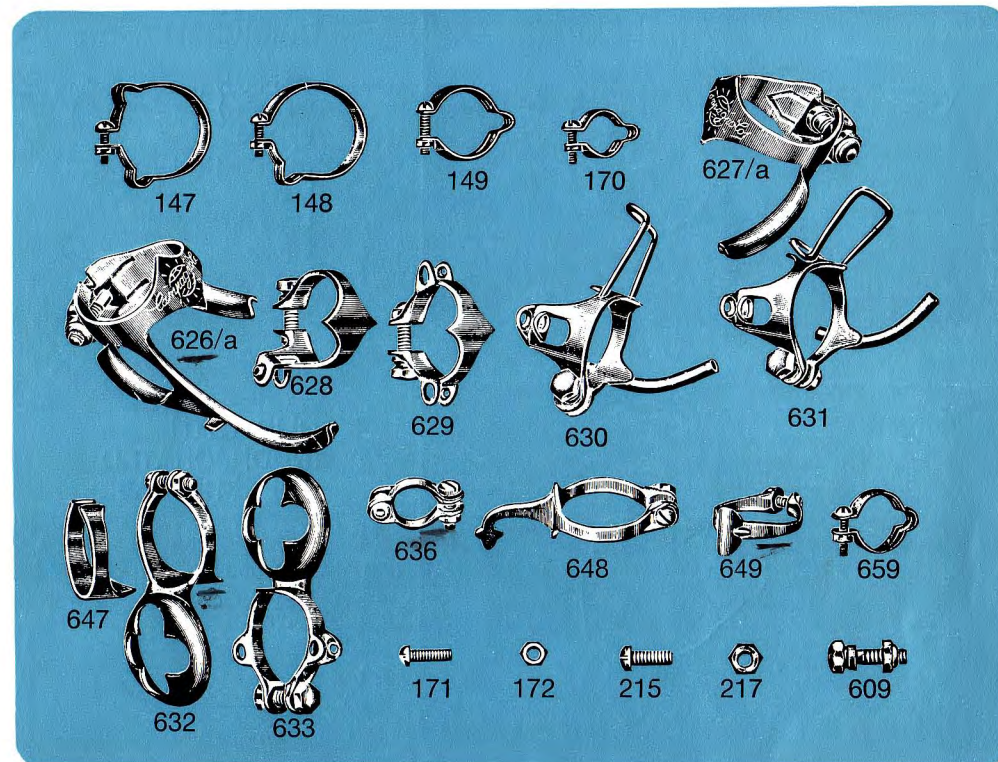


OUTER AND INNER CABLES




- 145 **Rear** derailleur cable to handlebar control (197 cm.)
- 146 **Rear** derailleur outer casing to handlebar control (185 cm.)
- 218 **Front** changer cable to handlebar control (150 cm.)
- 219 **Front** changer outer casing to handlebar control (140 cm.)
- 605 **Gear** outer casing (105 cm.)
- 606 **Gear** cable to frame control (118 cm.)
- 607 **Down** tube front outer casing (59 cm.)
- 608 **Front** changer cable to frame control (70 cm.)
- 619 **Outer** casing ferrule
- 620 **Spindled** ferrule
- 622 **Rear** derailleur steel outer casing (21 cm.)
- 623 **Front** changer steel outer casing (15,5 cm.)
- 624 **Chainstay** outer casing (10 cm.)
- 625 **Steel** outer casing to down tube handlebar control (75 cm.)
- 652 **Safety** cable
- 711 **Gear** vipla outer casing (23 cm.)

CLIPS



- 147 **Twin** outer cable clip (28 mm. Ø)
- 148 **Outer** cable clip (28 mm. Ø)
- 149 **Outer** cable clip (22 mm. Ø)
- 170 **Outer** cable clip (13 mm. Ø)
- 171 **Clip** bolt
- 172 **Nut** for bolt 171
- 215 **Cage** spanner bolt
- 217 **Cage** spacer bolt nut
- 609 **Clip** bolt and nut
- 626/a **Double** stop clip for down tube controls
- 627/a **Down** tube tunnel R/H for gear
- 628 **Front** changer clip
- 629 **Double** stop cable clip for handlebar control
- 630 **Clip-on-tunnel** and stop with pump holder D/T
- 631 **Clip-on-tunnel** and stop with pump holder S/T
- 632 **Pump** holder
- 633 **Clip** with pump holder for 10-speed handlebar stops
- 636 **Stop** clip on chainstay for rear derailleur
- 647 **Adaptor** shim when fitting 632 to down tube
- 648 **Pump** peg holder
- 649 **Brake** cable clip
- 659 **Outer** cable clip (15 mm. Ø)



CLIPS WITH CAMPAGNOLO QUICK-RELEASES



1220

1220 CLIP WITH QUICK-RELEASE


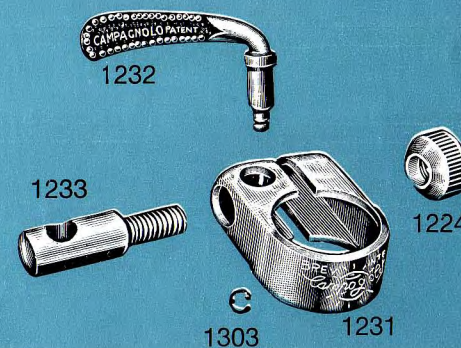
- 1222 **Clip** body (please specify body diameter)
- 1223 **Spindle**
- 1224 **Adjusting** nut
- 1232 **Lever**
- 1301 **Lever** block
- 1303 **Circlip**
- 1304 **Tension** spring



1230

1230 CLIP WITH INCORPORATED QUICK-RELEASE


- 1224 **Adjusting** nut
- 1231 **Clip** body (please specify body diameter)
- 1232 **Lever**
- 1233 **Spindle**
- 1303 **Circlip**



1240

1240 SPECIAL QUICK-RELEASE BOLT

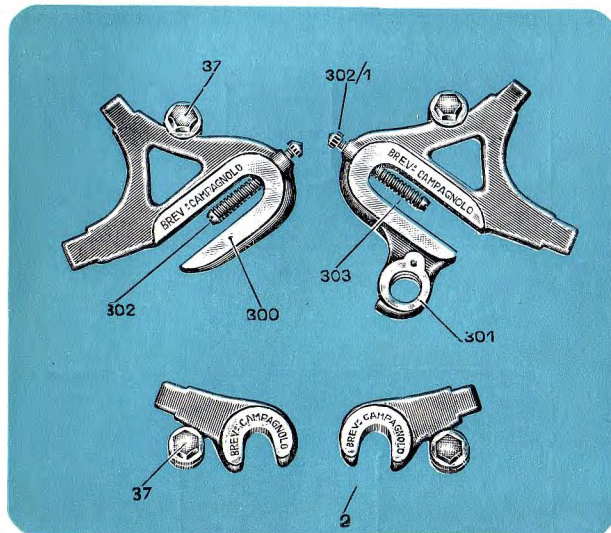
- 1223 **Spindle**
- 1224 **Adjusting** nut
- 1225 **Spacing** washers
- 1232 **Lever**
- 1301 **Lever** block
- 1303 **Circlip**
- 1304 **Tension** spring



WHEN ORDERING PLEASE ALWAYS SPECIFY THE DESIRED DIAMETER OF CLAMP


CAMPAGNOLO REAR AND FRONT FORK ENDS

1010 RECORD SET




- 2 **Front fork ends**
- 37 **Screw and washer**
- 300 **Left hand rear end**
- 301 **Right hand rear end**
- 302 **Adjusting bolt**
- 302/1 **Nut for bolt 302**
- 303 **Adjusting bolt spring**

1010/1 SPORT SET



- 310 **Left hand rear end**
- 311 **Right hand rear end**
- 312 **Front fork ends**

1053 TRACK SET



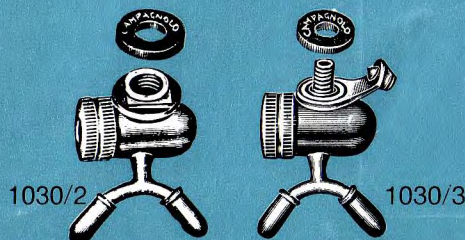

- 664 **Rear fork ends**
- 665 **Front fork ends**

1060 RACING SET




- 1061 **Left hand rear end**
- 1062 **Right hand rear end**
- 1063 **Front fork ends**

SPECIAL PUMP ADAPTORS




SPARE PARTS




- 640 **Rubber cap**
- 641 **Milled nut**
- 642 **Rubber washer**
- 643 **Rubber washer for tubular valves**
- 644 **Rubber washer for pump connector 1030**
- 645 **Connecting screw**
- 646 **Rubber washer for pump connectors 1030/1 and 1030/2**
- 653 **Rubber washer for pump connector 1030/3**
- 1030 **Pump connector for British pumps complete with 7/32" or 7 × 1 locking screw**
- 1030/1 **Pump connector for Italian pumps with 9 × 1.25 locking screw**
- 1030/2 **Pump connector for Italian Silca Impero pumps with 9 × 1.25 squared boss**
- 1030/3 **Pump connector for French pumps with 5 × 1 or 7 × 1 locking screw**

SUNDRIES



764



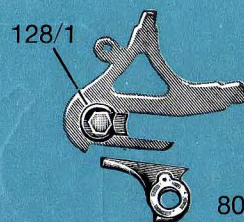
763



55



651



128/1

80/1

- 55 **Spoke disc (specify if for 4 or 5 sprockets)**
- 80/1 **Gear fixing plate**
- 128/1 **Rear fork end bolt**
- 651 **Freewheel spacer (1 - 1.5 - 2 mm. thick)**
- 763 **Standard sprocket for 1/2" × 1/8" 3 mm. chain. (Sprockets with 12 - 13 - 14 - 15 - 16 teeth available)**
- 764 **Racing chain sprocket for 1" × 3/16 (4,6 mm.) chain. (Sprocket with 6 - 7 - 8 or for 1" × 1/8" chain available)**

SPECIAL GREASE



100 GRS. TIN



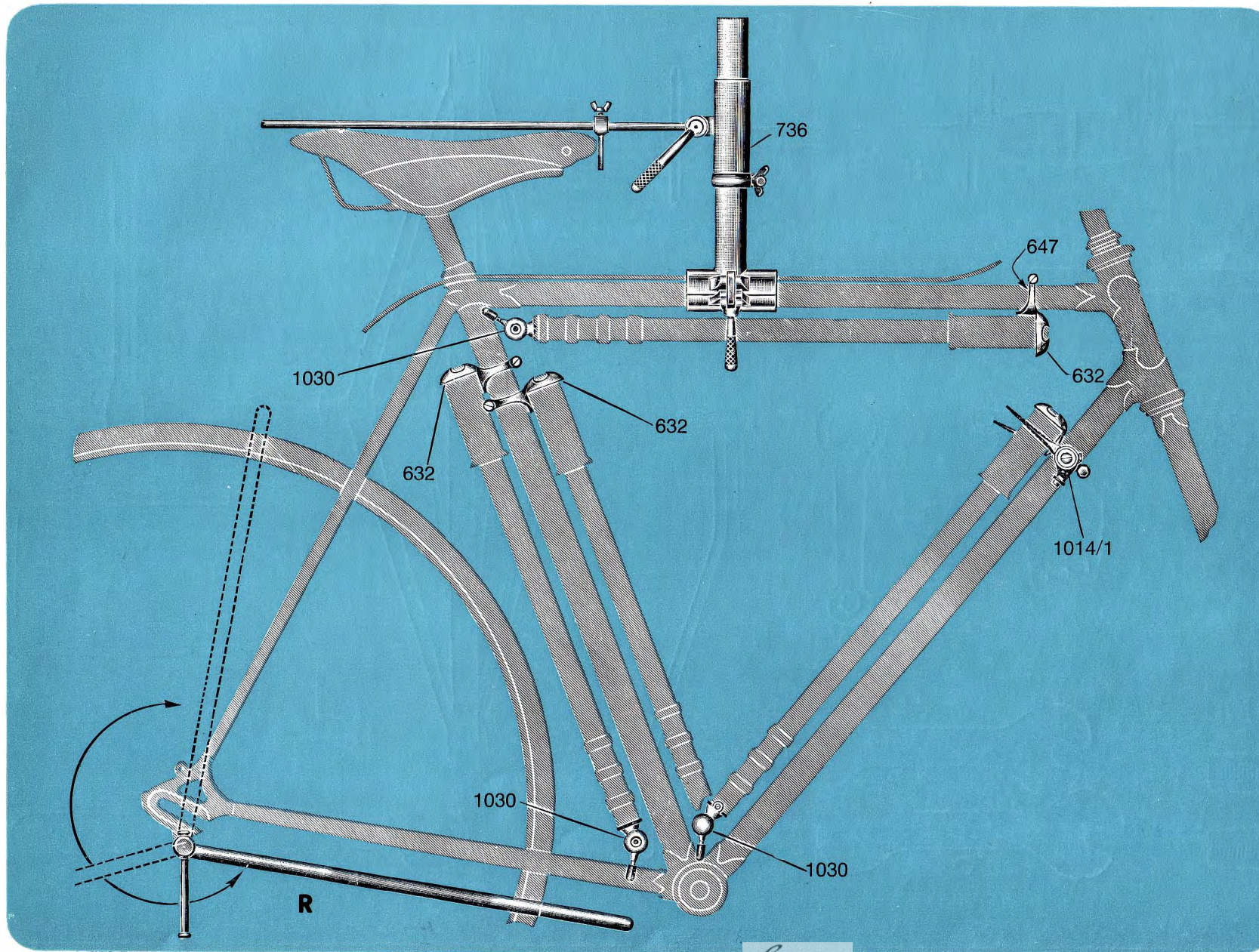
500 GRS. TIN





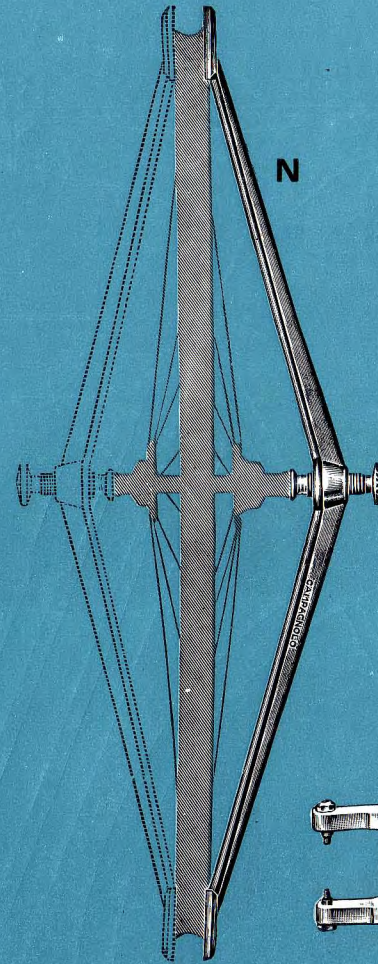

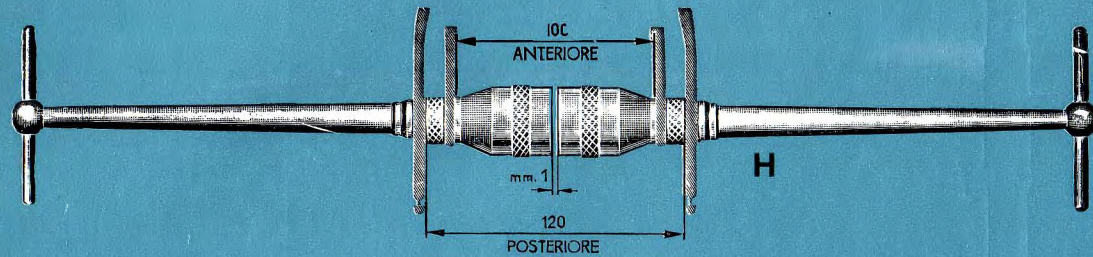
1 KG. TIN



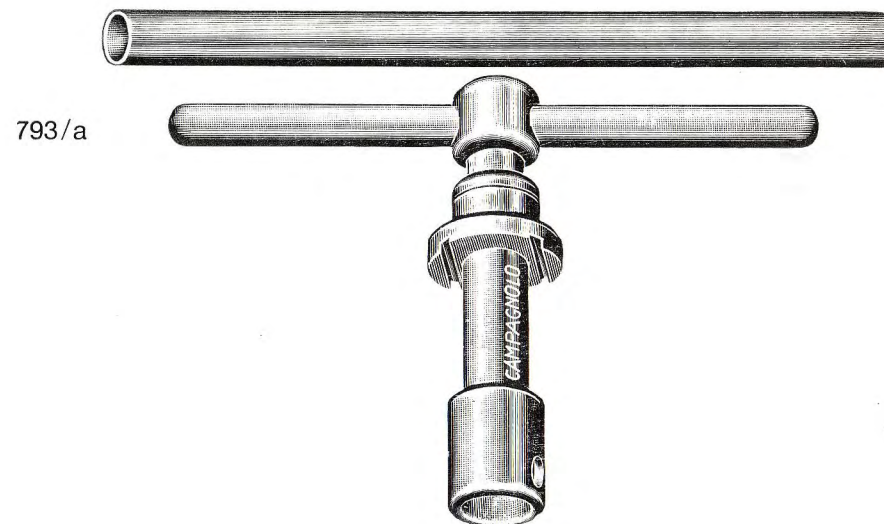
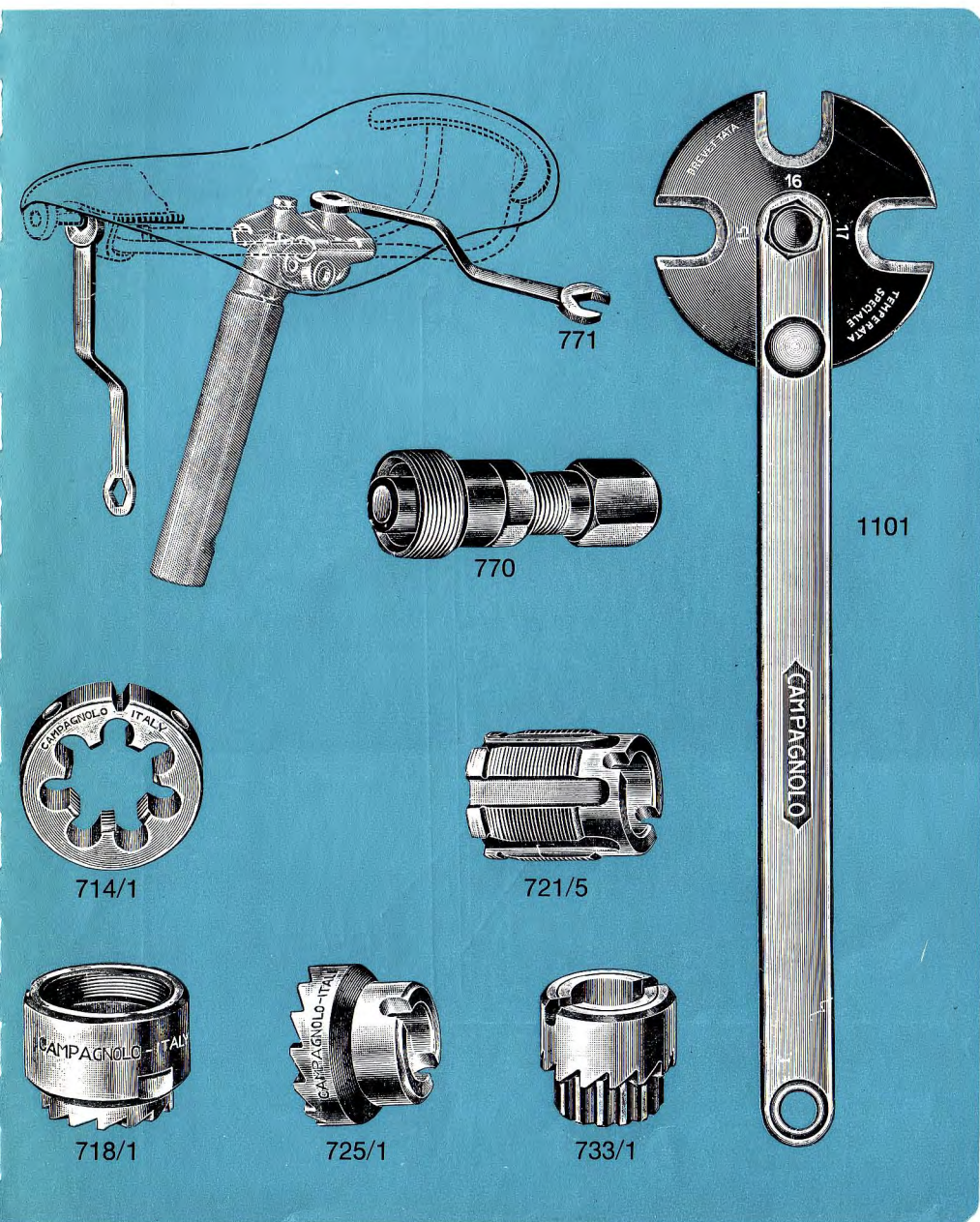
CAMPAGNOLO PUMP CLIP AND SPECIAL PUMP CONNECTOR FOR DIFFERENT POSITIONS



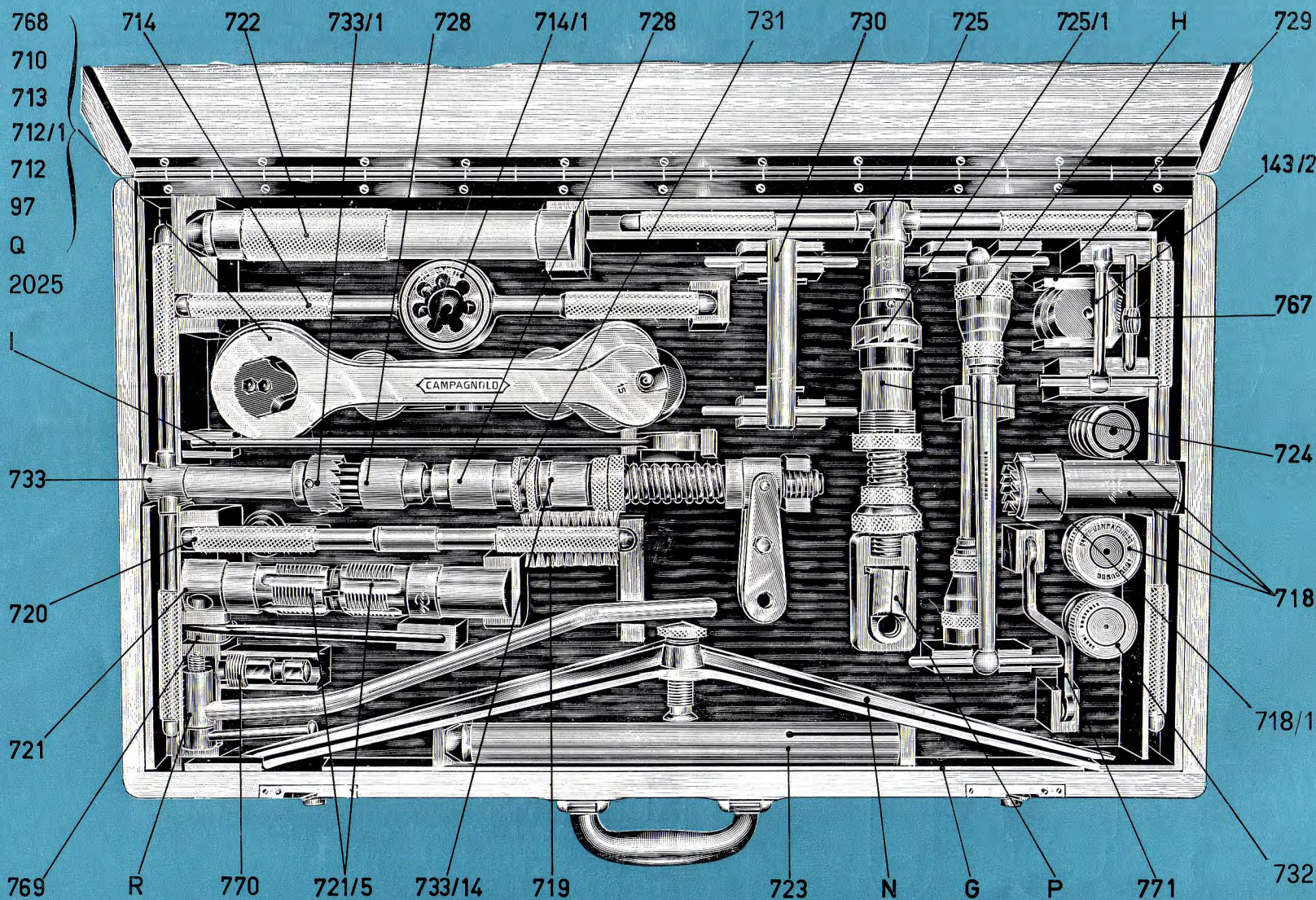
- 632 **Pump** holder
- 647 **Adaptor** shim when fitting 632 to down tube
- 736 **Saddle** line alignment
- 1014/1 **Twin** down tube lever with pump holder
- 1030 **Pump** connector (see models on page 34)
- R **Back** stay tool (see page 37)



SPECIAL TOOLS



- G **Straight edge**
- H **Back stay alignment tool**
- I **Freewheel removing tool complete —**
- N **Wheel dish tool**
- P **Axle holding tool for 9 and 10 Ø**
- Q **Cone wrenches (two) 13-14 or 15-16 —**
- R **Back stay tool**
- 97 **Gear wrenches —**
- 143/2 **« T » wrenches (6-8 mm) —**
- 704 **Insert for freewheel removing tool fig. I**
- 704/1 **Reducing insert for 13T. freewheel**
- 705 **Pedal tap right hand (9/16" Ø × 20 thread) —**
- 706 **Pedal tap left hand (9/16" Ø × 20 thread) —**
- 707 **Gear hanger tap 10 Ø × 26 thread**
- 708 **Madguard eye tap 5 Ø × 0,8**
- 709 **Rear tip adjuster tap 3 Ø × 0,5**
- 710 **Pedal wrenches**
- 714/1 **Fork column die**
- 718/1 **Head race mill**
- 721/5 **Bottom bracket tap**
- 725/1 **Crown race mill**
- 733/1 **Head race mill**
- 767 **« L » shaped chainwheel screw allen key**
- 768 **Chainwheel screw peg spanner**
- 769 **Cotterless B/B axle spanner**
- 770 **Cotterless crank extractor**
- 771 **Saddle spanner**
- 772 **Headsets pin spanner**
- 793/a **R/H bottom bracket cup remover (complete with pipe and fixing edge)**
- 1101 **Pedals spanner**



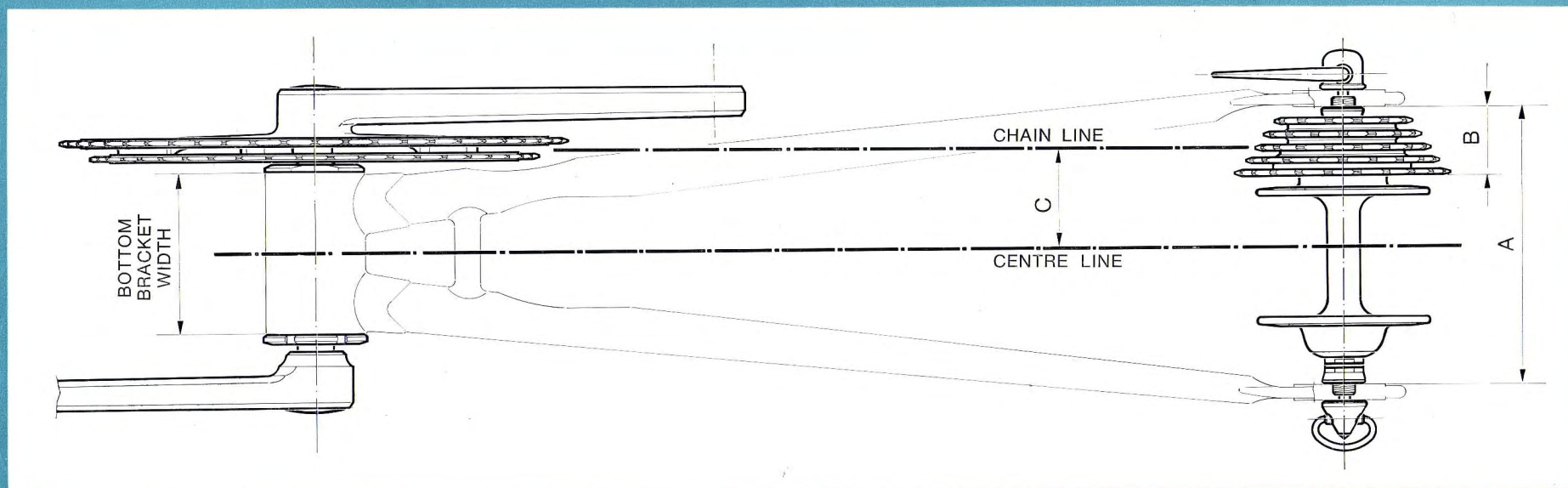
Campy
ASSEMBLY

1102 - CAMPAGNOLO BICYCLE ASSEMBLING STAND

- 97 **Gear** wrenches
- 143/2 « **T** » **wrenches** (6-8 mm.)
- 710 **Pedal** wrenches
- * 712 **Bottom** bracket lockring tool
- * 712/1 **Bottom** bracket adjusting cone tool
- * 713 **Bottom** bracket stationary cone tool
- 714 **Fork** column die holder
- 714/1 **Fork** column die
- * 718 **Crown** race cutter
- * 718/1 **Head** race mill
- 719 **Brush**
- * 720 **Handle** for bottom bracket double tap
- * 721 **Bottom** bracket double tap
- * 721/5 **Spare** taps for art. 721
- * 722 **Headset** cup punch
- 723 **Headset** cup remover
- * 724 **Bottom** bracket cutter sleeve
- 725 **Bottom** bracket face cutter
- * 725/1 **Spare** mill for art. 725
- * 728 **Sleeve** for art. 733
- * 729 **Fork** crown cone remover
- * 730 **Set** of keys for sleeve No. 724
- 731 **Headset** jig
- 732 **Fork** crown jig
- * 733/1 **Head** race mill
- * 733/14 **Centraliser** sleeve for jig 733
- * 767 « **L** » **shaped** chainwheel screw allen key
- 768 **Chainwheel** screw peg spanner
- 769 **Cotterless** B/B axle spanner
- * 770 **Cotterless** crank extractor
- 771 **Saddle** spanner
- 2025 **Special** brake spanner
- G **Straight** edge
- H **Back** stay alignment tool
- I **Freewheel** removing tool complete
- N **Wheel** dish tool
- P **Axle** holding tool
- Q **Cone** wrenches (two) (13-14 mm.)
- R **Back** stay tool

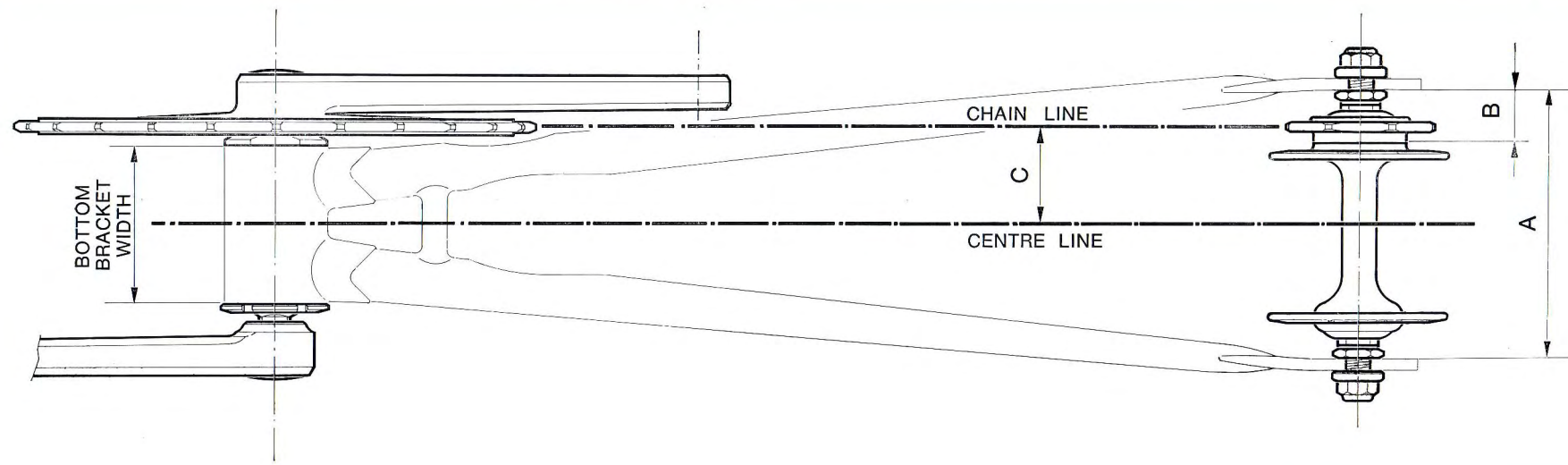


ROAD CHAIN LINE



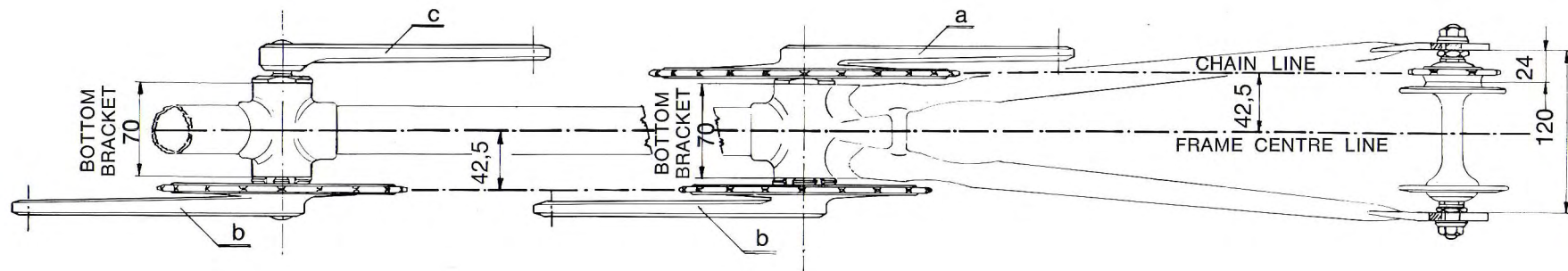
BOTTOM BRACKET WIDTH	REAR HUB WIDTH « A »	FREEWHEEL WIDTH « B »	CHAIN LINE « C »
68	120	29	43,5
70	120	29	43,5
74	120	29	43,5

TRACK CHAIN LINE



BOTTOM BRACKET WIDTH	REAR HUB WIDTH « A »	SPROCKET WIDTH « B »	CHAIN LINE « C »
65	110	21.5	40
68	110	21.5	40
68	120	24	42,5
70	120	24	42,5

TANDEM CHAIN LINE



- | | |
|----------|--|
| a | TRACK RIGHT HAND STANDARD CRANK |
| b | TRACK RIGHT HAND CRANK WITH LEFT HAND THREAD |
| c | TRACK LEFT HAND CRANK WITH RIGHT HAND THREAD |

GEAR TABLES

Development in metres for a complete turn of cranks

With 670 mm. diameter wheels

Number of teeth on chainring	Number of teeth on freewheel sprocket															
	6	7	8	9	10	11	12	13								
	12	13	14	15	16	17	18	19	20	21	22	23	24	25	26	
20 o 40	7,01	6,47	6,01	5,61	5,26	4,95	4,67	4,42	4,20	4,00	3,82	3,66	3,50	3,36	3,23	
41	7,19	6,63	6,16	5,75	5,39	5,07	4,79	4,53	4,31	4,10	3,92	3,75	3,59	3,44	3,31	
21 o 42	7,36	6,79	6,31	5,89	5,52	5,19	4,90	4,65	4,41	4,20	4,01	3,84	3,68	3,53	3,39	
43	7,54	6,96	6,46	6,03	5,65	5,32	5,02	4,76	4,52	4,30	4,11	3,93	3,77	3,61	3,47	
22 o 44	7,71	7,12	6,61	6,17	5,78	5,44	5,14	4,87	4,63	4,40	4,20	4,02	3,85	3,70	3,56	
45	7,89	7,28	6,76	6,31	5,91	5,57	5,26	4,98	4,73	4,50	4,30	4,11	3,94	3,78	3,64	
23 o 46	8,06	7,44	6,91	6,45	6,04	5,69	5,37	5,09	4,84	4,60	4,39	4,21	4,03	3,86	3,72	
47	8,24	7,60	7,06	6,59	6,18	5,81	5,49	5,20	4,94	4,70	4,49	4,30	4,12	3,95	3,80	
24 o 48	8,42	7,77	7,21	6,73	6,31	5,94	5,61	5,31	5,05	4,80	4,59	4,39	4,20	4,03	3,88	
49	8,59	7,93	7,36	6,87	6,44	6,06	5,72	5,42	5,15	4,91	4,68	4,48	4,29	4,12	3,96	
25 o 50	8,77	8,09	7,51	7,01	6,57	6,19	5,84	5,53	5,26	5,01	4,78	4,57	4,38	4,20	4,04	
51	8,94	8,25	7,66	7,15	6,70	6,31	5,96	5,64	5,36	5,11	4,87	4,66	4,47	4,28	4,12	
26 o 52	9,12	8,41	7,81	7,29	6,83	6,43	6,07	5,75	5,47	5,21	4,97	4,75	4,56	4,37	4,20	
53	9,29	8,58	7,96	7,43	6,96	6,56	6,19	5,86	5,57	5,31	5,06	4,84	4,62	4,45	4,28	
27 o 54	9,47	8,74	8,11	7,57	7,10	6,68	6,31	5,97	5,68	5,41	5,16	4,94	4,73	4,54	4,36	
55	9,64	8,90	8,26	7,71	7,23	6,80	6,42	6,08	5,78	5,51	5,25	5,03	4,82	4,62	4,45	
28 o 56	9,82	9,06	8,41	7,85	7,36	6,93	6,54	6,19	5,89	5,61	5,35	5,12	4,91	4,70	4,53	

With 680 mm. diameter wheels

Number of teeth on chainring	Number of teeth on freewheel sprocket															
	6	7	8	9	10	11	12	13								
	12	13	14	15	16	17	18	19	20	21	22	23	24	25	26	
20 o 40	7,12	6,57	6,10	5,69	5,34	5,02	4,74	4,50	4,27	4,07	3,88	3,71	3,56	3,42	3,28	
41	7,30	6,73	6,25	5,84	5,47	5,15	4,86	4,60	4,37	4,17	3,98	3,80	3,64	3,50	3,36	
21 o 42	7,47	6,90	6,40	5,98	5,60	5,27	4,98	4,72	4,48	4,27	4,07	3,90	3,73	3,58	3,45	
43	7,65	7,06	6,56	6,12	5,74	5,40	5,10	4,83	4,59	4,37	4,17	3,99	3,82	3,67	3,53	
22 o 44	7,83	7,23	6,71	6,26	5,87	5,52	5,22	4,94	4,70	4,47	4,27	4,08	3,91	3,76	3,61	
45	8,01	7,39	6,86	6,40	6,00	5,65	5,34	5,05	4,80	4,57	4,37	4,18	4,00	3,84	3,69	
23 o 46	8,18	7,55	7,01	6,55	6,14	5,78	5,45	5,17	4,91	4,67	4,46	4,27	4,09	3,93	3,78	
47	8,36	7,72	7,17	6,69	6,27	5,90	5,57	5,28	5,02	4,78	4,56	4,36	4,18	4,01	3,86	
24 o 48	8,54	7,88	7,32	6,83	6,40	6,03	5,69	5,39	5,12	4,88	4,66	4,45	4,27	4,10	3,94	
49	8,72	8,05	7,47	6,97	6,54	6,15	5,81	5,50	5,23	4,98	4,75	4,55	4,36	4,18	4,02	
25 o 50	8,90	8,21	7,63	7,12	6,67	6,28	5,93	5,62	5,34	5,08	4,85	4,64	4,45	4,27	4,10	
51	9,07	8,38	7,78	7,26	6,81	6,40	6,05	5,73	5,44	5,18	4,95	4,73	4,54	4,35	4,19	
26 o 52	9,25	8,54	7,93	7,40	6,94	6,53	6,17	5,84	5,55	5,29	5,04	4,83	4,62	4,44	4,27	
53	9,43	8,70	8,08	7,54	7,07	6,66	6,29	5,95	5,66	5,39	5,14	4,92	4,71	4,52	4,35	
27 o 54	9,61	8,87	8,23	7,69	7,20	6,78	6,40	6,07	5,76	5,49	5,24	5,01	4,80	4,61	4,43	
55	9,79	9,03	8,36	7,81	7,31	6,87	6,49	6,16	5,83	5,59	5,33	5,10	4,89	4,69	4,51	
28 o 56	9,97	9,20	8,54	7,97	7,47	7,03	6,64	6,29	5,98	5,69	5,43	5,20	4,98	4,78	4,60	

With 690 mm. diameter wheels

Number of teeth on chainring	Number of teeth on freewheel sprocket															
	6	7	8	9	10	11	12	13								
	12	13	14	15	16	17	18	19	20	21	22	23	24	25	26	
20 o 40	7,22	6,67	6,19	5,78	5,41	5,09	4,81	4,56	4,33	4,12	3,94	3,76	3,61	3,46	3,33	
41	7,40	6,83	6,34	5,92	5,55	5,22	4,93	4,67	4,44	4,23	4,03	3,86	3,70	3,55	3,41	
21 o 42	7,58	7,00	6,50	6,07	5,68	5,35	5,05	4,79	4,54	4,33	4,13	3,95	3,79	3,64	3,49	
43	7,76	7,16	6,65	6,21	5,82	5,47	5,17	4,90	4,65	4,43	4,23	4,05	3,88	3,72	3,58	
22 o 44	7,94	7,33	6,81	6,35	5,95	5,60	5,29	5,01	4,76	4,54	4,33	4,14	3,97	3,81	3,66	
45	8,12	7,50	6,96	6,50	6,09	5,73	5,41	5,13	4,87	4,64	4,43	4,24	4,06	3,90	3,74	
23 o 46	8,31	7,67	7,12	6,64	6,22	5,86	5,53	5,24	4,98	4,74	4,53	4,33	4,15	3,98	3,83	
47	8,49	7,83	7,27	6,79	6,36	5,98	5,65	5,35	5,09	4,85	4,63	4,42	4,24	4,07	3,91	
24 o 48	8,67	8,00	7,43	6,93	6,49	6,11	5,78	5,47	5,20	4,95	4,72	4,52	4,33	4,16	3,99	
49	8,85	8,16	7,58	7,08	6,63	6,24	5,90	5,58	5,30	5,05	4,82	4,61	4,42	4,24	4,08	
25 o 50	9,03	8,33	7,74	7,22	6,76	6,37	6,02	5,70	5,41	5,16	4,92	4,71	4,51	4,33	4,16	
51	9,21	8,50	7,89	7,37	6,90	6,50	6,14	5,81	5,52	5,26	5,02	4,80	4,60	4,42	4,24	
26 o 52	9,39	8,66	8,05	7,51	7,03	6,62	6,26	5,92	5,63	5,36	5,12	4,89	4,69	4,50	4,33	
53	9,57	8,83	8,20	7,65	7,17	6,75	6,38	6,04	5,74	5,47	5,22	4,99	4,78	4,59	4,41	
27 o 54	9,75	9,00	8,35	7,80	7,30	6,88	6,50	6,15	5,85	5,57	5,31	5,08	4,87	4,68	4,49	
55	9,93	9,16	8,51	7,94	7,44	7,00	6,62	6,27	5,95	5,67	5,41	5,18	4,96	4,76	4,58	
28 o 56	10,11	9,33	8,66	8,09	7,57	7,13	6,74	6,38	6,06	5,77	5,51	5,27	5,05	4,85	4,66	

GEAR TABLE 27" WHEELS														
	36	38	40	42	44	45	46	47	48	49	50	51	52	54
12	81.0	85.5	90.0	94.5	99.0	101.2	103.5	105.0	108.0	110.3	112.5	114.7	117.0	121.5
13	74.7	78.9	83.1	87.2	91.4	93.4	95.5	97.6	99.7	101.8	103.8	105.9	108.0	112.1
14	69.4	73.3	77.1	81.0	84.8	86.7	88.7	90.6	92.6	94.5	96.4	98.3	100.3	104.1
15	64.8	68.4	72.0	75.6	79.2	80.9	82.8	84.6	86.4	88.2	90.0	91.8	93.6	97.2
16	60.8	64.1	67.5	70.9	74.2	76.0	77.6	79.3	81.0	82.7	84.4	86.1	87.7	91.1
17	57.2	60.3	63.5	66.7	69.9	71.5	73.0	74.6	76.2	77.8	79.4	81.0	82.6	85.7
18	54.0	57.0	60.0	63.0	66.0	67.5	69.0	70.5	72.0	73.5	75.0	76.5	78.0	81.0
19	51.2	54.0	56.8	59.7	62.5	64.0	65.4	66.8	68.2	69.6	71.0	72.5	73.9	76.7
20	48.6	51.3	54.0	56.7	59.4	60.8	62.1	63.4	64.8	66.1	67.5	68.8	70.2	72.9
21	46.3	48.9	51.4	54.0	56.6	57.9	59.1	60.4	61.7	63.0	64.3	65.5	66.8	69.4
22	44.2	46.6	49.1	51.5	54.0	55.2	56.4	57.7	58.9	60.1	61.4	62.6	63.8	66.2
23	42.3	44.6	47.0	49.3	51.6	52.8	54.0	55.2	56.3	57.5	58.7	59.9	61.0	63.4
24	40.5	42.7	45.0	47.2	49.5	50.7	51.7	52.9	54.0	55.1	56.2	57.3	58.5	60.7
25	38.9	41.1	43.2	45.4	47.5	48.6	49.7	50.8	51.8	52.9	54.0	55.1	56.2	58.3
26	37.4	39.5	41.5	43.6	45.7	46.7	47.8	48.8	49.8	50.9	51.9	53.0	54.0	56.1
GEAR RATIOS NOT SHOWN ABOVE MAY BE CALCULATED AS FOLLOWS														
$\text{GEAR} = \frac{\text{Number of teeth on C/ring}}{\text{Number of teeth on Sprocket}} \times \text{Diameter of rear wheel in inches}$														