

*Campagnolo*®



FLUID-DYNAMIC WHEELS

USA

## FLUID-DYNAMICS

The study of fluid movement in contact with a solid body has defined the principle that turbulent behavior of fluid threads in contact with a solid body causes a higher resistance to forward motion compared to the behavior of laminar threads.

This is due to the creation of more fluid movement around the body; movement that obviously requires energy dispersion.

Therefore when the body moves, it must give part of its motive energy to the fluid in order to compensate for the turbulence.

Turbulence is created when the angle of deviation of threads, in regards directional flow, exceeds 10 degrees.

In a spoked wheel, every spoke produces turbulence, since the deviation of the threads reaches 90 degrees.

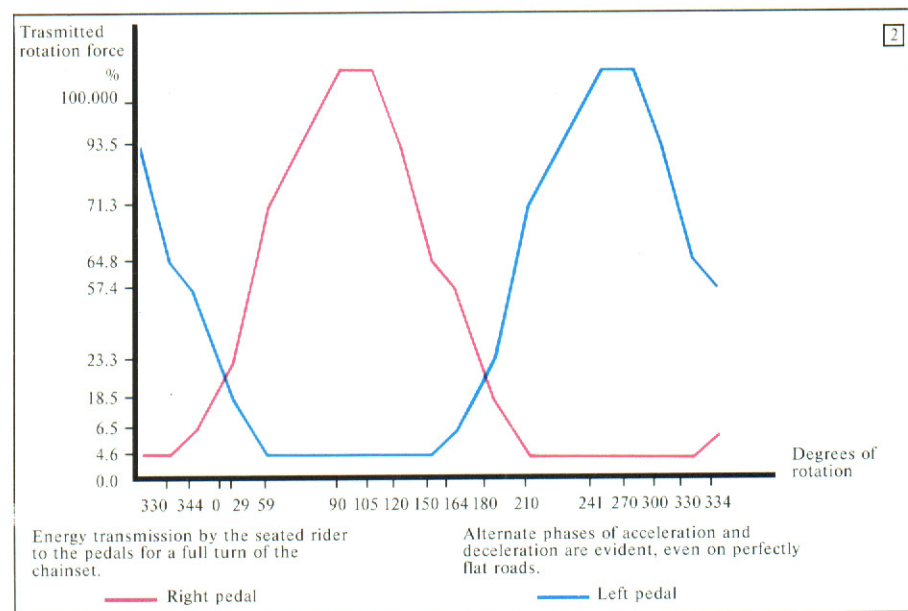
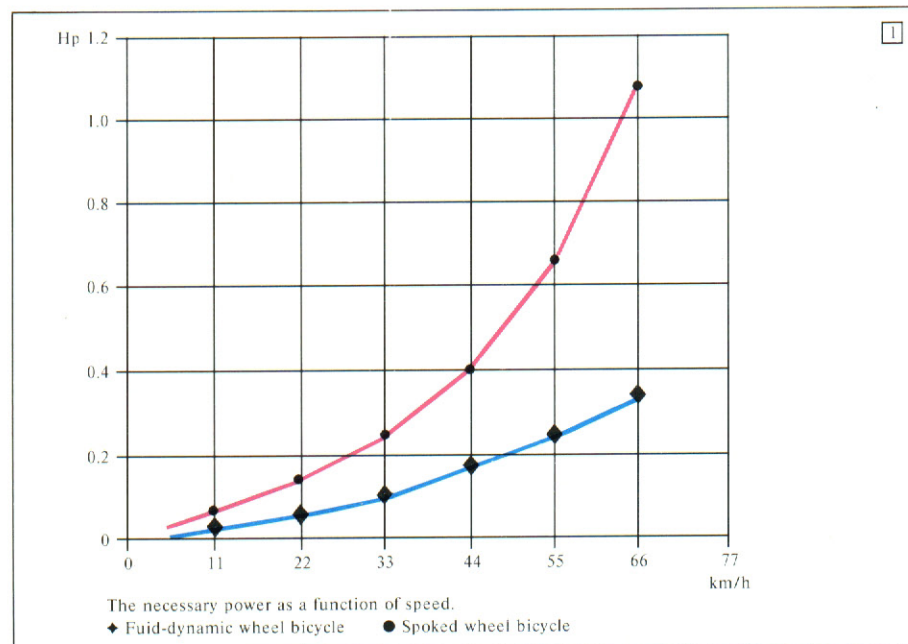
The disc wheels solve this problem by creating a smooth sliding surface with an angle of deviation always less than 10 degrees.

The advantages in terms of power required to keep a determine speed, with all the other variables fixed, is clearly described by the curves in diagram 1.

## LIGHTNESS

Disc wheels developed in the 80's placed emphasis on pure aerodynamics without regard to weight. These "first generation" wheels were of the lenticular variety (rigid sidewalls) and were constructed of various materials including foam and carbon fiber. Even though these wheels used very sophisticated composites their weight averaged approximately 3.6 kg per pair which is in static conditions twice the weight of a normal pair of spoked wheels.

In dynamic conditions, i.e. when racing, the weight of each wheel virtually doubles the total energy to be applied to the system. Once because it requires energy to move the rider/bicycle system; and again, because it requires some additional energy to make the wheel rotate on the hub.



Practically, it's as if the wheel was twice as heavy.

Therefore the difference between a pair of lenticular wheels and a pair of spoked wheels virtually becomes 3.6 kg.

All this negatively affects the athlete's performance. Indeed, the speed of a bicycle, with a fixed gear ratio depends upon the cadence; the rider's ability to accelerate and maintain his "spinning" technique.

Yet in every complete rotation, one can find both an active and an inactive phase.

Therefore, the propulsion of the bicycle has a sinusoidal trend, as shown in diagram 2.

Thus the athlete must produce rhythmic and symmetrically alternate accelerations.

Since rhythmic accelerations are necessary to ensure a constant speed, it's apparent that continuously accelerating on a bicycle equipped with heavier lenticular wheels requires greater effort.





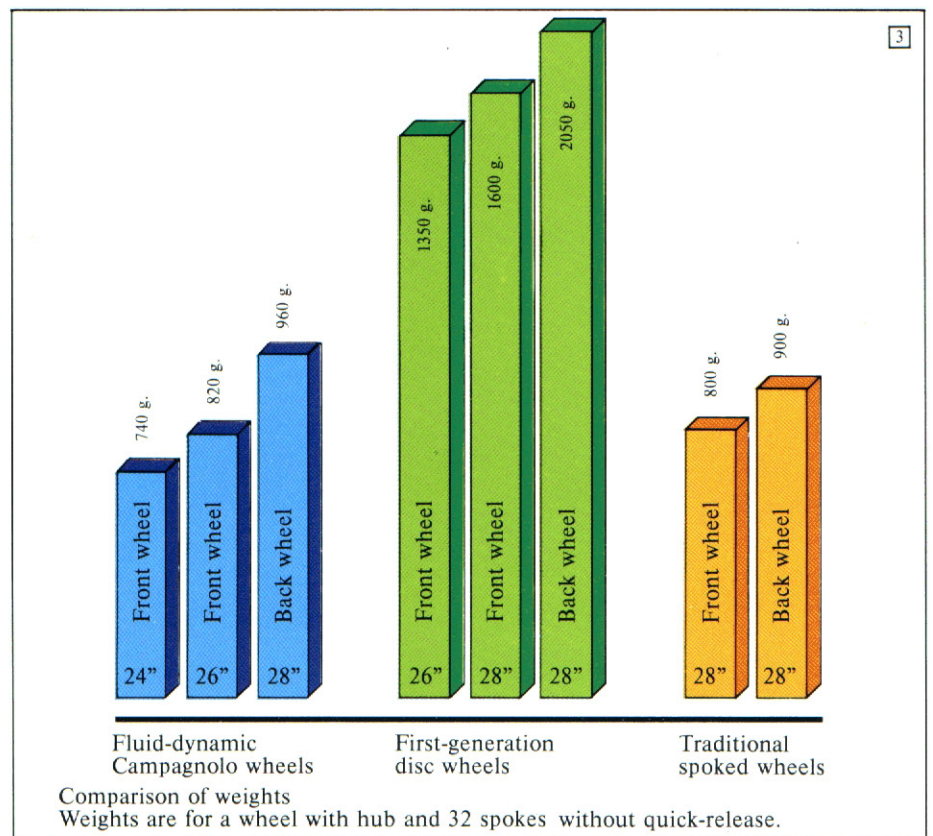
When Campagnolo decided to undertake serious research into perfecting disc wheels their first goal was weight reduction. The engineers knew that a lightweight disc would limit loss of effort and optimize the energetic gain of an aerodynamic structure.

#### GHIBLI M23

The advantage Campagnolo offers the athlete is a patented manufacturing process which permits the use of the super light materials that maintain the reliability and dependability of the material.

As a result of this new technology, Campagnolo makes it possible to create the FLUID-DYNAMIC GHIBLI M23 disc wheel weighing only ~ 970 gr. (28" rear wheel without quick release). This is virtually the same weight as a traditional spoked wheel. (Diagram 3).

In order to define the distribution of the loads and forces involv-





ed, Campagnolo engineers utilized a computer to obtain the necessary calculations and information vital to improve the existing disc wheel.

Upon completion, this information was, through the use of CAD/CAM technology, translated into profiles which determined the optimum requirements for the construction and mechanical characteristics to exceed all present lenticular wheels.

As a result, a new structural principle makes it possible to use tensioned fibers instead of compressed fibers, resulting in weight reduction while developing the most efficient application for fiber, ever.

## ERGONOMICS OF THE GIBLI M23

GIBLI M23 FLUID-DYNAMIC wheels have been designed for highly specialized uses.

For this reason Campagnolo has designed two different models, one for track events and one for road racing, because the professional requirements of these two sectors are very different.

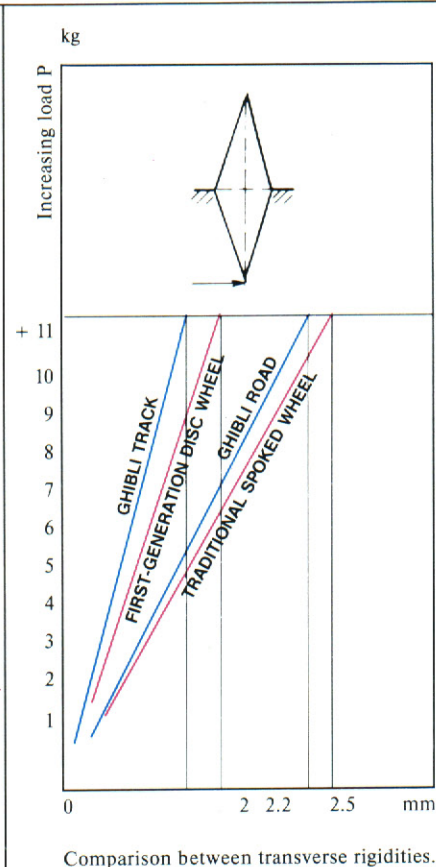
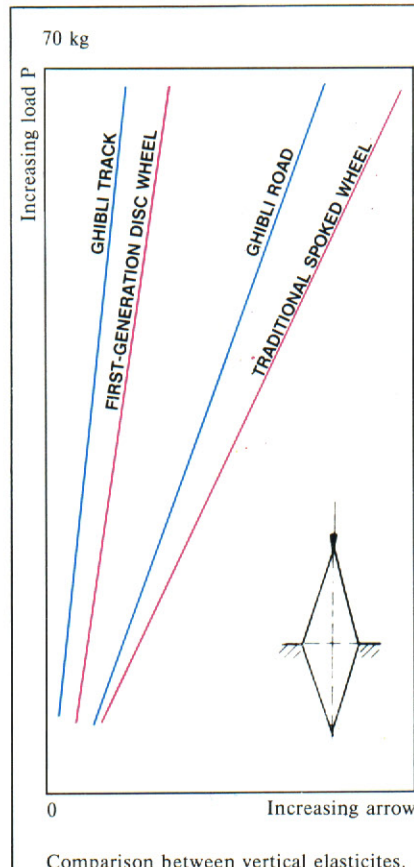
The road version of the GIBLI M23 has a structure with a vertical elasticity almost equal to that of a spoked wheel; and definitely offers greater elasticity than any of the current disc wheels available.

At the same time the transversal rigidity is equal to even the best rims available for spoked wheels, ensuring safety with the FLUID-DYNAMIC GIBLI M23 wheel without any reduction of comfort. (Diagram 5).

These characteristics are essential in enabling the athlete to give the best possible performance, particularly in the time trial event.

In this type of race, any reduction of fatigue (due to "road shock") can result in precious time gained over your competitor.

On the other hand, because the surface of a velodrome is smooth and events are short in duration comfort is not a factor. Furthermore, during track events the thrust of the athlete is directed



onto the hubs in a sharper and more concentrated manner than in road races. What is really important for a track disc is the efficiency of the hub and its ability of transforming as much energy as possible into acceleration and movement.

The track version of the GIBLI M23 is therefore very rigid, both vertically and transversely.

## MANAGEABILITY

With the introduction of the GIBLI M23 FLUID-DYNAMIC disc wheel, Campagnolo has effectively solved two inherent problems concerning the manageability of the disc wheel: braking and steering.

Braking while using the GIBLI M23 disc wheel is equal to a spoked wheel.

The circumference of this new second-generation disc is formed from an extremely hard aluminium alloy rim which is 13 mm wide (same as spoked wheel).

The manageability factor of the disc wheel, particularly when steering the bicycle is linked to two main factors: the gyroscopic effect, and profile, which affects lift.

The principle of gyroscopic effect states that, when the axis of rotation of a disc is altered (steer-





red), the disc tends to return to the original axis.

Because of this law most disc wheels tend to understeer in high speed turns. This is a dangerous trait that requires the rider to make constant steering corrections.

The patented structure of the GIBLI M23 FLUID-DYNAMIC wheel allows the gyroscopic effect at speed to be calibrated in order to reduce dangerous understeer.

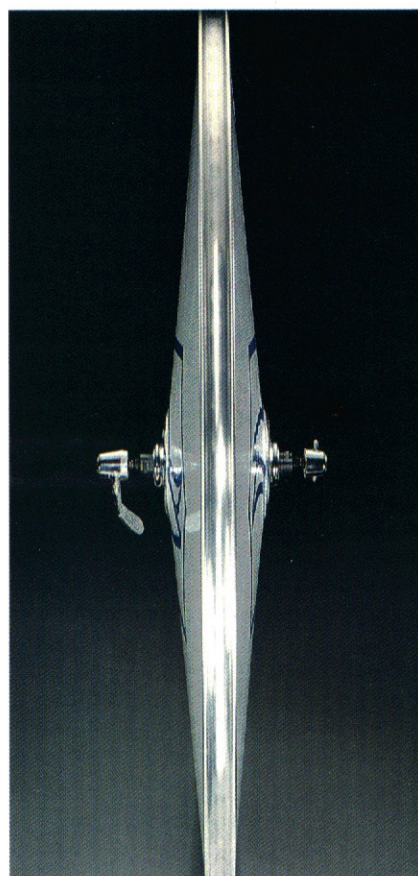
In order to further improve manageability, Campagnolo researchers and engineers have developed a front wheel "camber" which remarkably reduces the fluid-dynamic effects of understeering due to the lift created on the front wheel when cornering.

Indeed, if the front wheel surface (which is in the inner side of the turn) is angled compared to its former direction of movement, the fluid threads bring about an area of reduction of flow which, in turn produces a pressure against the wheel surface causing its rotation outward.

The camber developed by Campagnolo for GIBLI M23

takes into consideration the most frequent steering angles and compensates for them.

In this way Campagnolo engineering has made it possible that the front wheel surface is parallel to its former direction of movement. As a result, fluid threads have a laminar motion that does not disturb the movement of the bicycle.



GIBLI M23 "GYROSCOPIC"  
A PROFESSIONAL SYSTEM

Disc wheels are often used for highly specialist competitions such as individual or team track pursuit, 100 kilometre team time trials, stayers, etc.

Experiments have shown that in all team competitions the most crucial element is the difficulty encountered by the rider who leaves the leading position when he has to slip in behind the last team member without losing the advantage of being pulled along fluidodynamically.

During this move, which each of the 4 team members repeats as

many as 500 times in a 100 kilometre competition, the athlete has to feel the front wheel in the handlebars.

The rider is tired after leading for a stretch at high speed, so if he tucks in only 20 cm behind, he has to accelerate alone to catch up with the position of open fluidodynamic flow left by the person in front, otherwise he will be left behind.

The phase is in fact made up as follows: fast deviation from the head of the group, deceleration to let two of the three team-mates pass, reacceleration while the third slips past, then perfect tucking into his wake.

Experiments have shown that if the front wheel is given an adequate gyroscopic understeering effect, this allows the athlete greater safety in achieving exactly the right final position.

Our research, which is now protected by patent, has allowed us to achieve this correct gyroscopic effect with minimum increase of the weight of the wheel.

It must be stressed that the weight is concentrated at the circumference of the wheel, under the tire. So, as the sidewalls are very light, with the same gyroscopic effect GIBLI M23 "GYROSCOPIC" wheels always weigh much less than any other wheel with the same conditions of transverse rigidity.

The continuous search for improved performance often requires specific adaptations of the bicycle and its components to suit the particular conditions of the race, of the athlete and of his training.

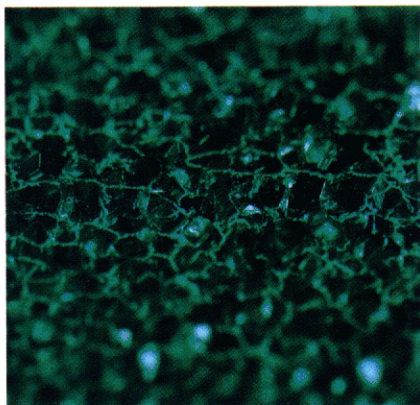
For this reason the patented structure of the GIBLI M23 "GYROSCOPIC" has been arranged in such a way that Campagnolo technicians can vary certain parameters that adapt the shoulder, the tilt, the weight and the gyroscopic effect of the fluid-dynamic wheel to suit specific requirements. Our Research and Development Department is at your disposal to solve all kinds of problems in collaboration with the user.





## KHAM-SIN

KHAM-SIN FLUID-DYNAMIC wheels are made with a different structural principal than the GHIBLI M23. For this design Campagnolo's Research and Development department opted for model with load bearing by compression. In other words, the walls of the KHAM-SIN wheel are rigid and act as support pillars for the rim. Comfort is altered due to greater side-

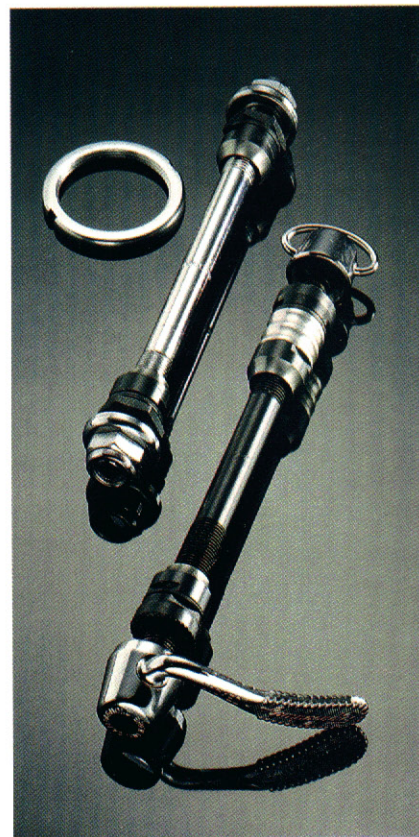


wall rigidity but the goal of "lightness" is almost completely achieved because it is useless to reduce the effect of airflow if this means sacrificing the weight of the bicycle.

The lightness of the KHAM-SIN wheel is possible thanks to an exclusive material which reduces weight and improves the quality of air flow. This is a super-light material with a honeycomb structure, bonded by means of polymerization with resin-impregnated fibre fabrics. Air flow is also optimized due to the computer design contour of the sidewall.

KHAM-SIN rear wheels use a special hub that can be transformed from road to track use and vice versa simply by changing the axle.

On one side of the rear wheel hub there is a thread for free-wheels, while on the other side there is a thread on which the track cog with its inverse thread locknut can be fitted. A cover for the hub thread not in use is also provided.







For those who are interested in taking part in high-level competition, the KHAM SIN road model is the ideal fluid-dynamic wheel for developing and emphasizing the talents of a fast rider or a promising sprinter.

For the Club rider or young racer this is an especially nice feature because one wheel can meet the demands of both road and track specialities.

Just like GHIBLI M23 wheels, KHAM SIN FLUID-DYNAMIC wheels individually submitted to the stringent quality tests outlined below. A technical chart is composed for each one with all the basic parameters that decide whether it will be passed or not. The tests also take into account the type of usage that the wheel is intended for, Road, Track, etc. During our research, prototype preparation, and production control, Campagnolo employs an unique computer controlled machine that reproduces any kind of road condition. The




test specifications demand a duration of 20.000 km with cyclic simulation of the following types of stress:

- 1) Straight road at 60 km.p.h.
- 2) Straight road at 45 km.p.h.
- 3) Right turn
- 4) Left turn
- 5) Collision with an obstacle in front
- 6) Collision with an obstacle at the side
- 7) Ascent at 30 km.p.h. with increasing torsional stress and right and left oscillation with every crank revolution
- 8) Sprint burst up to 60 km.p.h.
- 9) Loading of a cyclist's weight on the axle.

In prolonged trials, these tests statistically determine the fatigue rates of the various materials used to construct the wheels.

KHAM SIN FLUID-DYNAMIC wheels are shipped with hubs already adjusted, the blocking mechanism, however, should be assembled before use. Hub maintenance should be carried out at regu-

lar intervals. This can be easily accomplished by injecting Campagnolo 02-ZPT grease into the hole in the dust cap until a small amount of grease is seen coming out from the area surrounding the axle. We advise against opening the hub. If this is absolutely necessary, it should be done by an expert technician following the same procedure used for servicing Campagnolo Record hubs.






The white surfaces of Campagnolo fluid-dynamic wheels can be cleaned with ordinary detergent and, if necessary, with most kinds of petroleum distillates, without risking damage to the sidewalls or decorations.

Both KHAM SIN and GHIBLI M23 FLUID-DYNAMIC wheels can be easily transported in the special bags provided by Campagnolo. The bags are made of scratch-proof nylon, they are waterproof, washable, and are not affected by changes in temperature, thanks to the characteristics of the nylon. The padding has been carefully chosen to ensure the best protection to weight ratio so that the wheels are protected against limited accidental knocks when transported. The bags are available in two versions: single for one wheel or double for pairs. The single ver-

sion has a rigid reinforcement in the middle to protect the sidewalls against the pressure of the quick release. The double version has an inner compartment for storage of the quick releases.





## GHIBLI M23

CAT. NO.	TYPE	RIM CROSS SECTION Ø	WEIGHT ~ gr.	HUB SPACING mm	THREAD	FREEWHEEL OR SPROCKET SPACING mm
R0011	ROAD FRONT WHEEL 24" (600)	18	740	100	—	—
R0021	ROAD FRONT WHEEL 26" (650)	18	820	100	—	—
R0031	ROAD FRONT WHEEL 28" (700 C)	18	870	100	—	—
R0051	TRACK FRONT WHEEL 24" (600)	18	740	100	—	—
R0041	TRACK FRONT WHEEL 24" (600)	18	740	90	—	—
R0071	TRACK FRONT WHEEL 26" (650)	18	820	100	—	—
R0061	TRACK FRONT WHEEL 26" (650)	18	820	90	—	—
R0091	TRACK FRONT WHEEL 28" (700 C)	18	870	100	—	—
R0081	TRACK FRONT WHEEL 28" (700 C)	18	870	90	—	—
R0501	ROAD REAR WHEEL 28" (700 C)	18	960	126,5	36x24 IT.	36
R0511	ROAD REAR WHEEL 28" (700 C)	18	960	126,5	1,370"x24 IN.	36
R0521	ROAD REAR WHEEL 28" (700 C)	18	960	126,5	35x1 FR.	36
R0531	TRACK REAR WHEEL 28" (700 C)	18	960	120	36x24 IT.	24
R0541	TRACK REAR WHEEL 28" (700 C)	18	960	120	1,370"x24 IN.	24
R0551	TRACK REAR WHEEL 28" (700 C)	18	960	120	35x1 FR.	24

## GHIBLI M23 "GYROSCOPIC"

CAT. NO.	TYPE	RIM CROSS SECTION Ø	WEIGHT ~ gr.	HUB SPACING mm
R0123	ROAD FRONT WHEEL 24" (600)	18	1040	100
R0133	ROAD FRONT WHEEL 26" (650)	18	1220	100
R0143	ROAD FRONT WHEEL 28" (700 C)	18	1310	100
R0163	TRACK FRONT WHEEL 24" (600)	18	1040	100
R0153	TRACK FRONT WHEEL 24" (600)	18	1030	90
R0183	TRACK FRONT WHEEL 26" (650)	18	1220	100
R0173	TRACK FRONT WHEEL 26" (650)	18	1210	90
R0203	TRACK FRONT WHEEL 28" (700 C)	18	1310	100
R0193	TRACK FRONT WHEEL 28" (700 C)	18	1300	90

## KHAMSIN

CAT. NO.	TYPE	RIM CROSS SECTION Ø	WEIGHT ~ gr.	HUB SPACING mm	THREAD	FREEWHEEL OR SPROCKET SPACING mm
R0102	ROAD FRONT WHEEL 26" (650)	18	950	100	—	—
R0112	TRACK FRONT WHEEL 26" (650)	18	950	100	—	—
R0562	ROAD REAR WHEEL 28" (700 C)	18	1090	126,5	36x24 IT.	36
R0572	ROAD REAR WHEEL 28" (700 C)	18	1090	126,5	1,370"x24 IN.	36
R0582	ROAD REAR WHEEL 28" (700 C)	18	1090	126,5	35x1 FR.	36
R0594	ROAD/TRACK REAR WHEEL 28" (700 C)	18	1110	126,5/120	36x24 IT.	36/24
R0604	ROAD/TRACK REAR WHEEL 28" (700 C)	18	1110	126,5/120	1,370"x24 IN.	36/24
R0614	ROAD/TRACK REAR WHEEL 28" (700 C)	18	1110	126,5/120	35x1 FR.	36/24



- ☐ CAMPAGNOLO S.P.A. - VIA DELLA CHIMICA, 4 - 36100 VICENZA - ITALIA - Tel. 0444/564933 - Telex 480074 CAMPA I - Telefax 0444/565062
- ☐ CAMPAGNOLO SARL - RUE DU CHATEAU D'EAU - ROUZIERES DE TOURAINE - 37360 NEUILLE PONT PIERRE - Tel. 47-566569 - Telex 750373 WEIFRA - Telefax 47-566779
- ☐ CAMPAGNOLO CORPORATION - 43 FAIRFIELD PLACE-WEST CALDWELL, N.J. 07006 - Tel. 201-8828733 - Telex 705994 CAMPA CORP - Telefax 201-8828939
- ☐ TECHNISCHE KUNDENDIENST • ITALY - Tel. 0444/571871  
• U.S.A. - Tel. 1/800 US CAMP I